

Chiral Bifunctional Thiosquaramides as Organocatalysts in the Synthesis of Enantioenriched 3,3-Disubstituted Oxindoles

Patricia Rodríguez-Ferrer,^[a] Daniel Naharro,^[a] Alicia Maestro,^[a] José M. Andrés,^{*[a]} and Rafael Pedrosa.^{*[a]}

Abstract: Four novel chiral bifunctional thiosquaramides have been prepared from cyclopentyl dithiosquarates and diamines derived from natural L-Valine and L-*tert*-Leucine. The novel thiosquaramides have been tested as organocatalyst in the nitro-Michael addition of 3-substituted oxindoles to different β -aryl substituted nitroalkenes. The reaction occurred easily in high yields and excellent stereoselectivities, showing that the novel organocatalysts are much more effective than their thioureas and squaramides homologs.

Introduction

Since the explosion of organocatalysis twenty years ago, a lot of small metal-free molecules able to promote stereoselective transformations have been developed. Among them, bifunctional organocatalysts that activate both the nucleophile by a basic appendage, and the electrophile by H-bond formation behave as very efficient catalysts. The catalytic activity of these structures is dependent on the strength of the formed hydrogen bond, and the stereoselectivity on the nature of the chiral appendage. Searching for the modification of the acidity of the catalysts, chiral ureas,^[1] thioureas,^[2] and squaramides,^[3] have been the most common organocatalysts used in different stereoselective transformations.

Thiosquaramides are known more than fifty years ago,^[4] and they have more acidic character than squaramides. They are more soluble than squaramides in non-polar solvents as a consequence of less self-aggregation, and they have been calculated to be better organocatalysts than thioureas or squaramides.^[5] They have been used as anion transporters,^[6] or in the formation of complex of transition metal derivatives,^[7] but only very recently it has described a general synthesis of these substrates and used as organocatalysts.^[8] Our interest in developing bifunctional organocatalysts^[9] lead us to consider the preparation of novel bifunctional thiosquaramides and study if

they were able to promote enantioselective additions of 3-substituted oxindoles to nitrostyrenes.

The selection of oxindole derivatives as nucleophiles was motivated by the interest of the addition products as biological active substrates,^[10] and nitrostyrene because it is the most employed electrophile used in organocatalyzed conjugate additions, and the possibilities of transformations of the nitro functionality in the final products. The synthesis of enantioenriched 3,3-disubstituted oxindoles has received a lot of attention,^[11] but the most studied organocatalyzed transformation refers to the Michael addition of 3-substituted oxindoles to nitroolefins catalyzed by bifunctional thioureas. In that way, bifunctional thioureas bearing as chiral appendage cinchona alkaloids,^[12] 1,2-cyclohexanediamine,^[13] and 1,2-diphenyl ethylenediamine^[14] have been used with high effectiveness.

Organocatalyst such as guanidines,^[15] phosphoramides,^[16] aminoindanol,^[17] phase transfer catalysts,^[18] chiral secondary amines,^[19] or bifunctional squaramides derived from 1,2-cyclohexane diamine,^[20] and quinine^[21] have been also used to promote the same stereoselective addition. Chiral bifunctional thioureas have been also employed in enantioselective additions of 3-substituted oxindoles to maleimides,^[22] and unsaturated ketones or sulfones.^[23]

Now we report on the synthesis of novel bifunctional chiral thiosquaramides with diamines derived from (L)-valine and (L)-*tert*-leucine (**Th-sq-1a,b** and **Th-sq-11a,b**, Figure 1), and their unprecedented application as organocatalysts in the stereoselective synthesis of 3,3-disubstituted oxindoles with two quaternary-tertiary stereocenters. Known thioureas (**Th-1a,b**)^[24] and squaramides (**sq-1a,b**)^[25] have also tested in the same reaction for comparative purposes.

[a] Ms P. Rodríguez-Ferrer, Mr D. Naharro, Dr. A. Maestro, Prof. Dr. J. M. Andrés, Prof. Dr. R. Pedrosa.
Instituto CINQUIMA and Departamento de Química Orgánica,
Facultad de Ciencias, Universidad de Valladolid, Paseo de Belén 7,
47011-Valladolid. Spain.
E-mail: jmandres@qo.uva.es; pedrosa@qo.uva.es
Homepage: <http://sintesisasimetrica.blogg.uva.es/>

Supporting information for this article is given via a link at the end of the document.

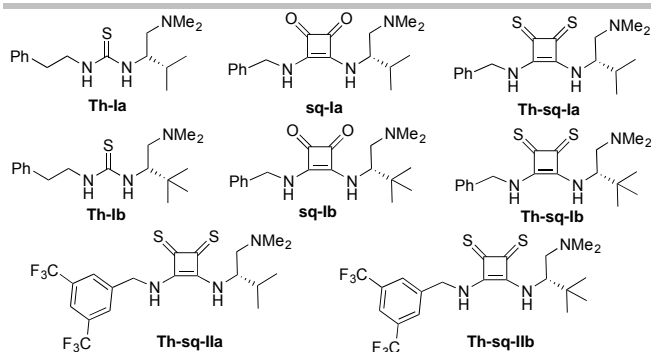
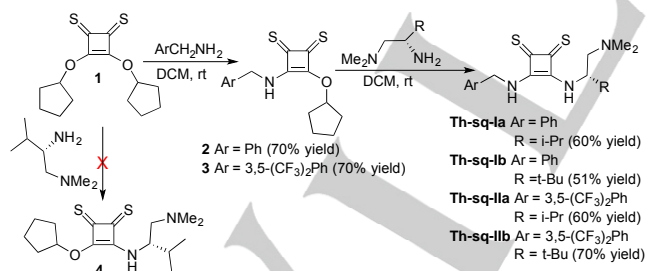


Figure 1. Organocatalysts used in this work.

Results and Discussion

The synthesis of thiosquaramides was carried out in two steps from cyclopentyl dithiosquarate **1**^[8a] as summarized in Scheme 1. The reaction of dithiosquarate with 0.9 equivalents of benzylamine or 3,5-bis(trifluoromethyl)benzylamine, in dichloromethane (DCM) at room temperature, lead to the monodisplacement derivatives **2**^[8a] and **3**, respectively, in good yields. These hemidithiosquarates were transformed into the final chiral bifunctional thiosquaramides (**Th-sq-la,b**, and **Th-sq-lla,b**) in moderate to good yields by reaction with 1.1 equivalents of diamines^[26] derived from natural L-Valine and L-tert-Leucine in DCM at room temperature. It is interesting to note that, contrary to the very well-known synthesis of unsymmetrically substituted squaramides, in our case it was not possible to alter the order of incorporation of two different amines to the thiosquaramides nucleus because the reaction of dithiosquarate **1** with the diamine derived from L-Valine leading to the monosubstitution compound **4** did not work (Scheme 1).

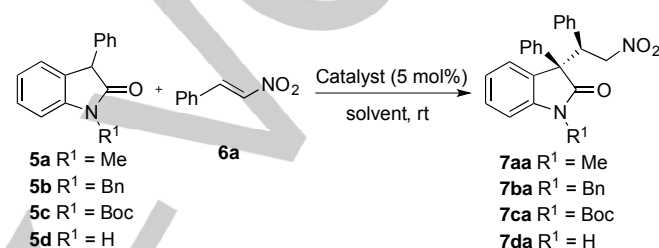


Scheme 1. Synthesis of thiosquaramides.

We initiated a study to calibrate the activity of the novel thiosquaramides against their thioureas (**Th-la,b**) and squaramides (**sq-la,b**) homologs taken as reaction model the conjugate addition of 3-phenyl-substituted oxindoles (**5a-d**) to *trans*- β -nitrostyrene (**6a**) (Table 1). First we focused our attention on the identification of the best reaction conditions by using 3-phenyl-1-methyl-substituted oxindole **5a** as nucleophile,

and 5 mol% of thiosquaramide **Th-sq-la** as catalysts. The reaction occurred easily at room temperature in THF yielding the addition product **7aa** in excellent yield and good stereoselection (entry 1 in Table 1), and similar results were obtained when the reaction was carried out in toluene, although at expenses of increase the reaction time (entry 2). The same reaction in chloroform gave the addition product maintaining the stereoselectivity in much lower yield (entry 3), but the best yield, diastereo- and enantioselectivity were obtained in DCM (entry 4). Only a slight increase in the enantioselectivity was observed when the temperature was lowered to -20 °C (entry 5) or -78 °C (entry 6).

Table 1. Screening of the catalysts and optimization of the reaction conditions.



Entry	R ¹	Catalyst	Solvent	Time (h)	Product (%) ^[a]	<i>d</i> ^[b]	<i>e</i> ^[c]
1	Me	Th-sq-la	THF	2	7aa (92)	89:11	93:7
2	Me	Th-sq-la	PhMe	4	7aa (84)	87:13	93:7
3	Me	Th-sq-la	CHCl ₃	4	7aa (58)	85:15	92:8
4	Me	Th-sq-la	DCM	2	7aa (97)	91:9	96:4
5 ^[d]	Me	Th-sq-la	DCM	2	7aa (99)	90:10	97:3
6 ^[e]	Me	Th-sq-la	DCM	5	7aa (98)	93:7	98:2
7	Me	Th-la	DCM	2	7aa (99)	84:16	87:11
8	Me	Th-lb	DCM	1	7aa (67)	78:22	88:12
9	Me	sq-la	DCM	1	7aa (99)	85:15	85:15
10	Me	sq-lb	DCM	3	7aa (62)	82:18	92:8
11	Me	Th-sq-lb	DCM	1.5	7aa (81)	87:13	96:4
12	Me	Th-sq-lla	DCM	0.5	7aa (82)	93:7	95:5
13	Me	Th-sq-llb	DCM	1	7aa (76)	86:14	97:3
14	Bn	Th-sq-la	DCM	1	7ba (80)	95:5	97:3
15	Bn	Th-sq-lb	DCM	1	7ba (98)	93:7	99:1
16	Bn	Th-sq-llb	DCM	0.5	7ba (95)	94:6	99:1
17 ^[f]	Bn	Th-sq-llb	DCM	2.5	7ba (87)	92:8	97:3
18	Boc	Th-sq-la	DCM	2	7ca (67)	71:29	68:32
19	H	Th-sq-la	DCM	1	7da (96)	81:19	89:11

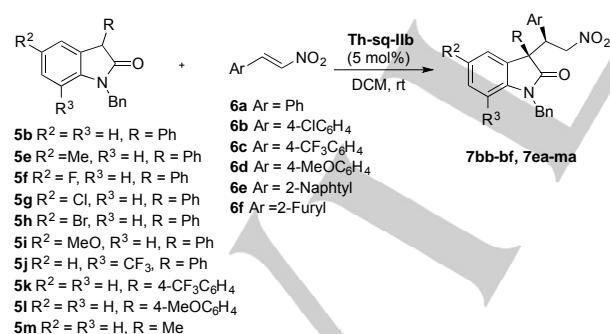
^[a] Values refer to pure isolated compound. ^[b] Measured by HPLC. ^[c] Determined by HPLC on a chiral column, and correspond to the major diastereoisomer. ^[d] Reaction at -20 °C. ^[e] Reaction at -78 °C. ^[f] Reaction performed with 1 mol% of catalyst **Th-sq-lb**.

The effectiveness of all the catalysts was then tested under the best experimental conditions (rt, 5 mol% of catalyst, DCM) (entries 7-13 in Table 1). From these data it is possible to conclude that catalysts derived from L-Valine (**Th-la**, **sq-la**, and **Th-sq-la**) are more diastereoselective, but less enantioselective than those derived from L-*tert*-Leucine (**Th-lb**, **sq-lb**, and **Th-sq-lb**) (compare entries 7, 9, 11, and 12 *versus* 8, 10, 4 and 13, respectively), and that thiosquaramides are, in general more effective catalysts than thioureas or squaramides in this reaction. To study the influence of the substituent on the nitrogen atom we reacted different substituted oxindoles (**5b-d**) with *trans*- β -nitrostyrene in the presence of thiosquaramides as the best catalysts (entries 14-19). Interestingly, unsubstituted oxindole **5d**

easily reacted leading to **7da**, but with lower stereocontrol than the methyl-substituted substrate **5a** (compare entries 19 and 4). The same fact was observed for the reaction of *N*-Boc-substituted derivative **5c**, in that case the addition product **7ca** was obtained in moderate yield and very poor stereocontrol (entry 18). On the contrary, the reaction of *N*-benzyl-substituted oxindole **5b** was the most stereoselective reaction, independently of the thiosquaramide used as catalyst (entries 14-16). Interestingly, only a slight increase in the reaction time, and lowering diastereoselectivity was observed when the ratio of catalyst **Th-sq-IIb** can be decreased to 1 mol% (entry 17).

The influence in the reaction of the electronic nature of the substituent at the oxindole and nitroolefin aromatic rings was studied by using different 3-aryl-1-benzyl-5-substituted oxindoles **5b-l** as nucleophiles, β -aryl nitroolefins **6a-f** as electrophiles and **Th-sq-IIb** as the best catalyst at room temperature (Table 2). The electronic character of the nitroolefin has little or no influence on the addition process. Both nitrostyrenes bearing electron withdrawing- (**6b, c**) or donating groups (**6d**) behave in a similar way that the parent nitrostyrene (**6a**), yielding the addition products in excellent yield (81-97%) and stereoselection (*dr* 92:8-94:6, *er* 97:3-99:1) (compare entries 1-3 in Table 2 versus entry 16 in Table 1). The reaction of the naphthyl derivative **6e** was slower, although maintaining the excellent yield and stereoselectivity (entry 4 in Table 2), but the furyl nitroolefin **6f** led to the addition product **7bf** in good enantioselection and moderate yield and diastereoselectivity (entry 5).

Table 2. Scope of the reaction for different substituted *N*-benzyloxindoles with nitroolefins.



Entry ^[a]	Reagents	Time (h)	Product (%) ^[b]	<i>dr</i> ^[c]	<i>er</i> ^[c]
1	5b/6b	0.5	7bb (81)	94:6	99:1
2	5b/6c	2	7bc (97)	93:7	99:1
3	5b/6d	0.5	7bd (81)	92:8	97:3
4	5b/6e	5	7be (98)	93:7	98:2
5	5b/6f	1	7bf (73)	84:16	97:3
6	5e/6a	0.5	7ea (84)	89:11	98:2
7	5f/6a	0.5	7fa (95)	88:12	97:3
8 ^[d]	5f/6a	3	7fa (95)	92:8	97:3
9	5g/6a	0.5	7ga (92)	86:14	95:5

10 ^[d]	5g/6a	3	7ga (82)	90:10	97:3
11	5h/6a	0.5	7ha (91)	82:18	93:7
12 ^[e]	5h/6a	0.5	7ha (72) ^[e]	97:3 ^[e]	97:3 ^[e]
13	5i/6a	0.5	7ia (71)	97:3	99:1
14	5j/6a	0.5	7ja (96)	60:40	91:9
15 ^[d]	5j/6a	3	7ja (98)	81:19	97:3
16	5k/6a	0.5	7ka (98)	90:10	98:2
17	5l/6a	0.5	7la (63)	99:1	>99:<1
18 ^[f]	5m/6a	27	7ma (83)	79:21	95:5

^[a] The reactions were carried out with 0.15 mmol of oxindole, 0.30 mmol of nitroalkene, and 5 mol% of catalysts in 0.2 mL of DCM. ^[b] Values refer to pure compounds after column chromatography. ^[c] Measured by HPLC on a chiral column. ^[d] The reaction was carried out at -40 °C. ^[e] The reaction was scaled up to 1.5 mmol of nucleophile, and yield, *dr*, and *er* was determined after recrystallization. ^[f] The reaction was carried out with 20 mol% of catalyst.

The effect of a substituent at the aromatic ring in the oxindole was studied by reacting compounds **5e-i**, with a substituent at C-5, and the C-7 substituted oxindole **5j**, with nitrostyrene **6a** (entries 6-15 in Table 2). Interestingly, the presence of a methyl group (**5e**) or a halogen (**5f-h**) at C-5 in the oxindole nucleus does not modify the reactivity of the nucleophile, although decreased the diastereoselection maintaining the excellent enantioselectivity (entries 6, 7, 9, and 11 in Table 2). To demonstrate the interest of the process, the reaction of **5h** with **6a** was tenfold scaled up with similar results, but increasing the stereoselection to 97:3 *dr* and 97:3 *er*, after recrystallization of **7ha** (entry 12 in Table 2). On the other hand, the stereoselection was recovered to excellent levels when the reaction was carried out at low temperature (-40 °C) for longer reaction times (entries 8, 10). The only exception to that general behavior corresponds to 5-methoxy oxindole **5i**, which gave the addition product **7ia** in lower yield although very good diastereo- and enantioselection (entry 13).

Oxindole **5j**, with an electron withdrawing substituent at C-7 also reacted easily with nitrostyrene, but yielding **7ja** in very poor diastereoselection. Fortunately, both the diastereo- and enantioselectivity were improved at low temperature (compare entries 14 and 15 in Table 2). On the contrary, the electronic nature of a substituent at C-4 in the aryl group attached to C-3 in the oxindole plays an important role in the reaction. Thus, compound **5k** with a 4'-trifluoromethyl phenyl substituent at C-3 easily reacted with nitrostyrene yielding **7ka** in good diastereoselectivity and excellent yield and enantioselection but **5l**, with an electron-donating (MeO) group at the same position gave the addition product **7la** with total stereoselectivity in moderate yield (entries 16, 17 in Table 2).

The absolute stereochemistry of the major enantiomer was determined as (*R,R*) by XR-diffraction analysis for **7ha**^[27] (Figure 2), and extended for all the addition products by analogy.

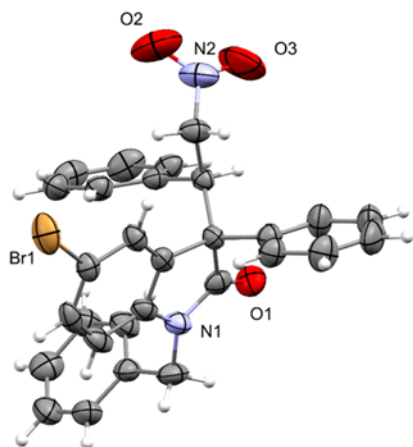
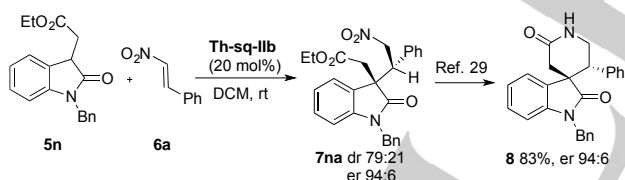


Figure 2. ORTEP representation of the structure of **7ha** determined by X-ray diffraction analysis. The thermal ellipsoids are shown at 50% probability.

Furthermore, in an attempt to increase the scope of the process we study the reaction of the less acidic 3-methyl substituted oxindole **5m** with nitrostyrene. As expected, the reaction was really slow (120 h) when 5 mol% of catalyst was used, but it was completed in 24h with good yield, moderate diastereoselection (*dr* 79:21), and excellent enantioselection (*er* 95:5) by increasing the ratio of catalyst **Th-sq-IIb** to 20 mol% (entry 18 in Table 2). As an example of the synthetic utility of the reaction we have prepared, in two steps, the enantioenriched spirooxindolyl lactam **8**, with two contiguous quaternary-tertiary stereocenters as summarized in Scheme 2. These class of compounds have recently received a great synthetic interest^[28] because their important biological properties.^[29]



Scheme 2. Two steps synthesis of spirooxindolyl lactam **8**.

A solution of **5n** and *trans*- β -nitrostyrene (**6a**) in DCM was stirred at r.t. for 24h in the presence of 20 mol% of **Th-sq-IIb** leading to the addition product **7na** in good yield (82%), moderate diastereoselectivity (*dr* 79:21), and excellent enantioselection (*ee* 94:6). The major diastereoisomer was isolated by flash chromatography, and transformed into spirooxindolyl lactam **8** (83%) by reduction of the nitro group with Zn/HOAc,^[30] and in situ lactamization. HPLC on a chiral phase shown that compound **8** was obtained with the same enantiomeric ratio than **7na**, showing that no epimerization occurred during the reduction-lactamization process.

Conclusions

We have prepared four novel thiosquaramides in two steps by sequential transamination of cyclopentyl dithiosquarate with benzylamine or 3,5-bis(trifluoromethyl)benzylamine, and chiral diamines derived from L-Valine or L-*tert*-Leucine. These thiosquaramides have been tested as organocatalysts in the stereoselective addition of 3-substituted oxindoles to different *trans*- β -aryl nitroolefins. The reported data show that the nitro-Michael addition occurred in high yield and diastereoselectivity, and excellent enantioselection. The novel organocatalysts provide much better results than their thiourea or squaramide counterparts. The described strategy has been applied as a key step in the synthesis of an example of enantioenriched biologically active spirooxindolyl lactam.

Experimental Section

General

New compounds were characterized by ¹H NMR (500 MHz), ¹³C NMR (126 MHz), high-resolution mass spectrometry (Agilent 5973, ESI-QTOF), IR spectroscopy (Perkin-Elmer Spectrum One FT-IR spectrometer), and elemental analysis (Elemental Analysis Center of the Complutense University of Madrid, using a Perkin Elmer 2400 CHN). Chemical shifts for protons and carbons are reported in ppm from TMS with the residual CHCl₃ resonance for protons, and carbon resonance of the solvent for carbons as internal references. Data are reported as follows: chemical shift, multiplicity (s = singlet, d = doublet, t = triplet, q = quartet, m = multiplet, br = broad), coupling constants in Hertz, and integration.

Specific rotations (concentration given in g per 100 mL) were measured on a Perkin-Elmer 341 digital polarimeter using a 5-mL cell with a 1-dm path length, and sodium lamp. Melting points were obtained with open capillary tubes and are uncorrected. TLC analysis was performed on glass-backed plates coated with silica gel 60 and an F₂₅₄ indicator, and visualized by either UV irradiation or by staining with phosphomolybdic acid solution, and Column chromatography was carried out using silica gel (230–240 mesh).

Chiral HPLC analysis was performed on a JASCO HPLC system (JASCO PU-2089 pump and UV-2075 UV/Vis detector) and on Hewlett-Packard 1090 Series II instrument equipped with a quaternary pump, using a Chiralpak IA, Lux-amylose-1 and Lux-i-Amylose-1 analytical columns (250 x 4.6 mm). UV detection was monitored at 220 or at 254 nm.

Commercially available organic and inorganic compounds were used without further purification. Solvents were dried and stored over microwave-activated 4 Å molecular sieves. Known compounds **1**^[8a], **2**^[8a], **5a-b**, **d**, **1**,^[31] **5c**,^[32] **5e**,^[33] **5m**,^[34] and **5n**^[35] have been prepared as described in the literature.

3-((3,5-Bis(trifluoromethyl)benzyl)amino)-4-(cyclopentoxycyclobut-3-ene-1,2-dithione) (3). To a solution of **1** (1.20 g, 4.25 mmol, 1.0 equiv) in dry CH₂Cl₂ (20 mL) was added 3,5-bis(trifluoromethyl)benzylamine (0.42 mL, 3.83 mmol, 0.90 equiv) at 0 °C and the resulting solution was stirred for 15 min at that temperature, and then 15 min at room temperature. The solution was transferred to a silica gel column and quickly eluted with CH₂Cl₂ to afford **3** (1.18 g, 2.68 mmol, 70%) as an

amorphous yellow solid; %), m.p. 84–85 °C. The compound exists as a mixture of two rotamers in DMSO at room temperature in a ratio 0.61:0.37. Major rotamer: ¹H NMR (500 MHz, DMSO-*d*₆) δ = 10.14 (t, *J* = 6.0 Hz, 1H), 8.10 (s, 1H), 8.04 (s, 2H), 6.34 (m, 1H), 4.76 (d, *J* = 6.0 Hz, 2H), 2.00–1.84 (m, 4H), 1.77–1.57 (m, 4H) ppm. Minor rotamer: ¹H NMR (500 MHz, DMSO-*d*₆) δ 10.07 (t, *J* = 6.0 Hz, 1H), 8.10 (s, 1H), 8.04 (s, 2H), 6.29 (m, 1H), 5.37 (d, *J* = 6.0 Hz, 2H), 2.00–1.84 (m, 4H), 1.77–1.57 (m, 4H) ppm. ¹³C NMR (126 MHz, DMSO-*d*₆) δ = 217.9, 217.7, 206.8, 206.8, 183.5, 182.8, 176.1, 173.8, 141.1, 141.0, 130.9 (q, ²*J*_{C-F} = 32.9 Hz), 130.9 (q, ²*J*_{C-F} = 32.9 Hz), 129.5 (m), 129.2 (m), 123.7 (q, ¹*J*_{C-F} = 272.8 Hz), 122.0 (m), 87.9, 87.8, 47.5, 45.5, 35.4, 34.2, 34.1, 23.7, 23.5, 23.4 ppm. IR (ATR): ν = 3242, 2964, 1693, 1514, 1415, 681 cm⁻¹. HRMS (ESI-QTOF) *m/z*: [M+H]⁺ Calcd. for C₁₈H₁₅F₆NNaOS₂ 462.0391; Found 462.0395.

(S)-3-(Benzylamino)-4-((1-(dimethylamino)-3-methylbutan-2-yl)amino)cyclobut-3-ene-1,2-dithione (Th-sq-1a). To a solution of **2** (300 mg, 0.99 mmol) in anhydrous CH₂Cl₂ (4 mL) was added dropwise a solution of (S)-*N*¹,*N*¹,3-trimethylbutane-1,2-diamine^[26] (142 mg, 1.09 mmol, 1.1 equiv) in anhydrous CH₂Cl₂ (0.5 mL) at 0 °C and the resulting solution was stirred for 5 min at that temperature, and then 36 h at room temperature. The solvent was removed under vacuum and immediately purified by flash column chromatography (CH₂Cl₂/MeOH: 50:1) to afford catalyst **Th-sq-1a** as a brown solid (206 mg, 0.60 mmol, 60%); m.p. 129–130 °C. [α]_D²³ = -94.3 (*c* = 0.30, CHCl₃). ¹H NMR (500 MHz, DMSO-*d*₆) δ = 9.02 (br, 1H), 8.57 (br, 1H), 7.43–7.30 (m, 5H), 5.36 (d, *J* = 13.2 Hz, 1H), 5.26 (d, *J* = 13.2 Hz, 1H), 5.18 (br, 1H), 2.57 (br, 1H), 2.39 (br, 1H), 2.25 (br, 6H), 1.85 (br, 1H), 0.90 (d, *J* = 6.8 Hz, 3H), 0.86 (d, *J* = 6.8 Hz, 3H) ppm. ¹³C NMR (126 MHz, DMSO-*d*₆) δ = 204.4, 204.0, 171.3, 170.5, 137.9, 129.3, 128.6, 128.3, 61.1, 55.5, 46.5, 45.6, 31.2, 19.4, 17.1 ppm. IR (ATR): ν = 3170, 2958, 1703, 1569, 1453, 732, 696 cm⁻¹. HRMS (ESI-QTOF) *m/z*: [M+H]⁺ Calcd. for C₂₈H₂₆N₃S₂ 348.1559; Found 348.1563.

(S)-3-(Benzylamino)-4-((1-(dimethylamino)-3,3-dimethylbutan-2-yl)amino)cyclobut-3-ene-1,2-dithione (Th-sq-1b). To a solution of **2** (300 mg, 0.99 mmol, 1.0 equiv) in anhydrous CH₂Cl₂ (4 mL) was added dropwise a solution of (S)-*N*¹,*N*¹,3,3-tetramethylbutane-1,2-diamine^[26] (157 mg, 1.09 mmol, 1.1 equiv) in dry CH₂Cl₂ (0.5 mL) at 0 °C and the resulting solution was stirred for 5 min at that temperature, and then 36 h at room temperature. The solvent was removed under vacuum and immediately purified by flash column chromatography (CH₂Cl₂/MeOH: 50:1) to afford catalyst **Th-sq-1b** as a brown solid (182 mg, 0.505 mmol, 51%); m.p. 138–139 °C. [α]_D²³ = -77.3 (*c* = 0.30, CHCl₃). ¹H NMR (500 MHz, DMSO-*d*₆) δ = 8.85 (br, 1H), 8.51 (br, 1H), 7.43–7.32 (m, 5H), 5.36 (d, *J* = 14.3 Hz, 1H), 5.28 (d, *J* = 14.2 Hz, 1H), 5.06 (br, 1H), 2.48 (m, 2H), 2.18 (br, 6H), 0.91 (s, 9H) ppm. ¹³C NMR (126 MHz, DMSO-*d*₆) δ = 204.5, 204.0, 171.4, 170.4, 137.9, 129.3, 128.7, 128.3, 59.3, 58.7, 46.5, 45.6, 34.4, 26.4 ppm. IR (ATR): ν = 3172, 2958, 1704, 1569, 1477, 727, 696 cm⁻¹. HRMS (ESI-QTOF) *m/z*: [M+H]⁺ Calcd. for C₁₉H₂₈N₃S₂ 362.1719; Found 362.1721.

(S)-3-((3,5-Bis(trifluoromethyl)benzyl)amino)-4-((1-(dimethylamino)-3-methylbutan-2-yl)amino)cyclobut-3-ene-1,2-dithione (Th-sq-1la). To a solution of **3** (439 mg, 1.0 mmol) in dry CH₂Cl₂ (4 mL) was added dropwise a solution of (S)-*N*¹,*N*¹,3-trimethylbutane-1,2-diamine^[26] (143 mg, 1.1 mmol, 1.1 equiv) in dry CH₂Cl₂ (0.5 mL) at 0 °C and the resulting

solution was stirred for 5 min at that temperature, and then 20 h at room temperature. The solvent was removed under vacuum and immediately purified by flash column chromatography (CH₂Cl₂/MeOH: 50:1) to afford catalyst **Th-sq-1la** as a brown solid (290 mg, 0.6 mmol, 60%), m.p. 123–124 °C. [α]_D²³ = -24.0 (*c* = 0.20, CHCl₃). ¹H NMR (500 MHz, DMSO-*d*₆) δ = 9.13 (br, 1H), 8.77 (br, 1H), 8.16 (s, 2H), 8.05 (s, 1H), 5.54 (d, *J* = 15.1 Hz, 1H), 5.48 (d, *J* = 15.1 Hz, 1H), 5.19 (br, 1H), 2.64 (br, 1H), 2.50 (br, 1H), 2.30 (br, 6H), 1.87–1.85 (m, 1H), 0.90 (d, *J* = 6.8 Hz, 3H), 0.87 (d, *J* = 6.8 Hz, 3H) ppm. ¹³C NMR (126 MHz, DMSO-*d*₆) δ = 205.2, 203.8, 171.4, 171.1, 141.6, 131.0 (q, ²*J*_{C-F} = 33.1 Hz), 129.3 (m), 123.7 (q, ¹*J*_{C-F} = 272.9 Hz), 121.9 (m), 60.9, 55.5, 45.3, 31.2, 19.3, 17.2 ppm. IR (ATR): ν = 3237, 3166, 2964, 1702, 1575, 1462, 704, 681 cm⁻¹. HRMS (ESI-QTOF) *m/z*: [M+H]⁺ Calcd. for C₂₀H₂₄F₆N₃S₂ 484.1310; Found 484.1328.

(S)-3-((3,5-Bis(trifluoromethyl)benzyl)amino)-4-((1-(dimethylamino)-3,3-dimethylbutan-2-yl)amino)cyclobut-3-ene-1,2-dithione (Th-sq-1lb). To a solution of **3** (439 mg, 1.0 mmol) in dry CH₂Cl₂ (4 mL) was added dropwise a solution of (S)-*N*¹,*N*¹,3,3-tetramethylbutane-1,2-diamine^[26] (159 mg, 1.1 mmol, 1.1 equiv) in dry CH₂Cl₂ (0.5 mL) at 0 °C and the resulting solution was stirred for 5 min at that temperature, and then 3.5 h at room temperature. The solvent was removed under vacuum and immediately purified by flash column chromatography (MeOH/CH₂Cl₂ 1:50) to afford catalyst **Th-sq-1lb** as a brown solid (348 mg, 0.70 mmol, 70%); m.p. 164–165 °C [α]_D²³ = -22.0 (*c* = 0.10, CHCl₃). ¹H NMR (500 MHz, DMSO-*d*₆) δ = 9.02 (br, 1H), 8.71 (br, 1H), 8.16 (s, 2H), 8.08 (s, 1H), 5.55 (d, *J* = 15.0 Hz, 1H), 5.47 (d, *J* = 15.0 Hz, 1H), 5.06 (br, 1H), 2.48 (m, 2H), 2.23 (br, 6H), 0.91 (s, 9H) ppm. ¹³C NMR (126 MHz, DMSO-*d*₆) δ = 205.5, 205.5, 171.4, 171.0, 141.7, 131.0 (q, ²*J*_{C-F} = 32.6 Hz), 129.5 (m), 129.0 (m), 123.7 (q, ¹*J*_{C-F} = 273.0 Hz) 122.1 (m), 59.2, 58.8, 45.6, 45.3, 34.4, 26.4 ppm. IR (ATR): ν = 3242, 3162, 2964, 1707, 1575, 1476, 704, 681 cm⁻¹. HRMS (ESI-QTOF) *m/z*: [M+H]⁺ Calcd. for C₂₁H₂₆F₆N₃S₂ 498.1467; Found 498.1485.

General procedure for the synthesis of oxindoles 5f-k. The synthesis of these compounds was carried out in two steps as previously described.^[31] To a cooled solution (0 °C) of the corresponding benzylisatin (17.0 mmol) in THF (55 mL) was added a solution of the corresponding arylmagnesium bromide in Et₂O (20.4 mmol, 1.2 equiv) under nitrogen atmosphere. The mixture was warmed to room temperature and stirred for 30 min. The reaction was quenched with MeOH (20 mL) and aqueous solution of NH₄Cl (20 mL), and extracted with EtOAc (3 x 20 mL). The organic layer was washed with brine, dried over anhydrous MgSO₄, and concentrated under reduced pressure to give an orange oil. The compounds were purified by flash column chromatography on silica gel (CH₂Cl₂/pentane 1:1 to CH₂Cl₂ to CH₂Cl₂/MeOH 9:1) affording the corresponding 3-hydroxy-3-arylidolin-2-ones.

A mixture of the corresponding 3-hydroxy-3-arylidolin-2-one (17.0 mmol) in 95 mL of HOAc, and SnCl₂ (34.0 mmol, 2 equiv) was stirred at 110 °C for 2 h and then cooled to room temperature. After elimination of the HOAc under vacuum, the residue was diluted with EtOAc. The solution was successively washed with water, an aqueous solution of NaHCO₃, brine, and dried over MgSO₄. The mixture was purified by flash chromatography on silica gel (Hexane/EtOAc 8:1 to 4:1) to give the final compounds as white solids.

1-Benzyl-5-fluoro-3-phenylindolin-2-one (5f). Compound **5f** was obtained according to the general procedure using 1-benzyl-5-fluoroindoline-2,3-dione^[36] (4.34 g, 17.0 mmol). Purification by flash column chromatography on silica gel (Hexane/EtOAc: 8:1 to 4:1) afforded the pure compound as a white solid (3.08 g, 9.7 mmol, 57%); m.p. 118–119 °C. ¹H NMR (500 MHz, CDCl₃) δ = 7.40–7.25 (m, 8H), 7.24–7.19 (m, 2H), 6.93–6.87 (m, 2H), 6.73–6.66 (m, 1H), 4.99 (d, *J* = 15.7 Hz, 1H), 4.89 (d, *J* = 15.7 Hz, 1H), 4.70 (s, 1H) ppm. ¹³C NMR (126 MHz, CDCl₃) δ = 175.7, 159.31 (d, ¹*J*_{C-F} = 241.0 Hz), 139.4, 136.1, 135.6, 130.5 (d, ³*J*_{C-F} = 8.5 Hz), 129.1, 128.9, 128.4, 127.9, 127.8, 127.3, 114.64 (d, ²*J*_{C-F} = 23.4 Hz), 113.16 (d, ²*J*_{C-F} = 24.8 Hz), 109.7 (d, ³*J*_{C-F} = 8.1 Hz), 52.3, 44.1 ppm. IR (ATR): ν = 3065, 3031, 2919, 2869, 1709, 1614, 1489, 1456, 799, 741, 695, 649 cm⁻¹. HRMS (ESI-QTOF) *m/z*: [*M*+Na]⁺ Calcd. for C₂₁H₁₆FNNaO 340.1108; Found 340.1110.

1-Benzyl-5-chloro-3-phenylindolin-2-one (5g). Compound **5g** was obtained according to the general procedure using 1-benzyl-5-chloroindoline-2,3-dione^[37] (4.62 g, 17.0 mmol). Purification by flash column chromatography on silica-gel (Hexane/EtOAc: 8:1 to 4:1) afforded the pure compound as white solid (2.27 g, 6.8 mmol, 40%); m.p. 149–150 °C. ¹H NMR (500 MHz, CDCl₃) δ = 7.39–7.27 (m, 8H), 7.22–7.19 (m, 2H), 7.17 (ddd, *J* = 8.3, 2.1, 0.8 Hz, 1H), 7.15–7.13 (m, 1H), 6.69 (d, *J* = 8.3 Hz, 1H), 4.99 (d, *J* = 15.6 Hz, 1H), 4.89 (d, *J* = 15.6 Hz, 1H), 4.69 (s, 1H) ppm. ¹³C NMR (126 MHz, CDCl₃) δ = 175.6, 142.1, 136.0, 135.5, 130.6, 129.1, 128.9, 128.4, 128.3, 128.2, 127.9, 127.8, 127.3, 125.5, 110.1, 52.1, 44.1 ppm. IR (ATR): ν = 3063, 3034, 2921, 2871, 1709, 1604, 1487, 1453, 1428, 743, 697, 663, cm⁻¹. HRMS (ESI-QTOF) *m/z*: [*M*+Na]⁺ Calcd. for C₂₁H₁₆ClNNaO 356.0813; Found 356.0814.

1-Benzyl-5-bromo-3-phenylindolin-2-one (5h). Compound **5h** was obtained according to the general procedure using 1-benzyl-5-bromoindoline-2,3-dione^[38] (5.37 g, 17.0 mmol). Purification by flash column chromatography on silica gel (Hexane/EtOAc: 8:1 to 4:1) afforded the pure compound as a white solid (3.34 g, 8.8 mmol, 52%); m.p. 173–174 °C. ¹H NMR (500 MHz, CDCl₃) δ = 7.39–7.27 (m, 10H), 7.20 (m, 2H), 6.65 (d, *J* = 8.3 Hz, 1H), 4.98 (d, *J* = 15.6 Hz, 1H), 4.88 (d, *J* = 15.7 Hz, 1H), 4.70 (s, 1H) ppm. ¹³C NMR (126 MHz, CDCl₃) δ = 175.5, 142.6, 136.0, 135.4, 131.2, 131.0, 129.1, 128.9, 128.4, 128.2, 127.9, 127.8, 127.3, 115.5, 110.7, 52.0, 44.0 ppm. IR (ATR): ν = 3059, 3034, 2921, 2871, 1709, 1600, 1483, 1453, 713, 697 cm⁻¹. HRMS (ESI-QTOF) *m/z*: [*M*+Na]⁺ Calcd. for C₂₁H₁₆BrNNaO 400.0307; Found 400.0316.

1-Benzyl-5-methoxy-3-phenylindolin-2-one (5i). Compound **5i** was obtained according to the general procedure using 1-benzyl-5-methoxyindoline-2,3-dione^[37] (4.54 g, 17.0 mmol). Purification by flash column chromatography on silica gel (Hexane/EtOAc: 8:1 to 4:1) afforded the pure compound as a white solid (4.20 g, 12.75 mmol, 75%); m.p. 127–128 °C. ¹H NMR (400 MHz, CDCl₃) δ = 7.38–7.19 (m, 10H), 6.78–6.75 (m, 1H), 6.74–6.69 (m, 1H), 6.65 (d, *J* = 8.5 Hz, 1H), 4.96 (d, *J* = 16.0 Hz, 1H), 4.86 (d, *J* = 15.7 Hz, 1H), 4.67 (s, 1H), 3.70 (s, 3H) ppm. ¹³C NMR (126 MHz, CDCl₃) δ = 175.8, 156.1, 137.0, 136.8, 136.0, 130.2, 129.0, 128.8, 128.5, 127.6, 127.6, 127.3, 112.9, 112.3, 109.6, 55.7, 52.5, 44.0 ppm. IR (ATR): ν = 3063, 3034, 2917, 2833, 1700, 1600, 1491, 793, 734, 697 cm⁻¹. HRMS (ESI-QTOF) *m/z*: [*M*+Na]⁺ Calcd. for C₂₂H₁₉NNaO₂ 352.1308; Found 352.1313.

1-Benzyl-3-phenyl-7-(trifluoromethyl)indolin-2-one (5j). Compound **5j** was obtained according to the general procedure using 1-benzyl-7-

(trifluoromethyl)indoline-2,3-dione^[39] (5.19 g, 17.0 mmol). Purification by flash column chromatography on silica gel (Hexane/EtOAc: 8:1 to 4:1) afforded the pure compound as a white solid (2.19 g, 5.95 mmol, 35%); m.p. 178–179 °C. ¹H NMR (500 MHz, CDCl₃) δ = 7.60 (d, *J* = 8.1 Hz, 1H), 7.40–7.30 (m, 4H), 7.29–7.24 (m, 2H), 7.23–7.18 (m, 3H), 7.16–7.10 (m, 3H), 5.28 (d, *J* = 16.9 Hz, 1H), 5.20 (d, *J* = 16.9 Hz, 1H), 4.72 (s, 1H) ppm. ¹³C NMR (126 MHz, CDCl₃) δ = 177.0, 141.7, 136.3, 136.0, 131.6, 129.1, 129.0, 128.5, 128.3, 128.0, 126.9, 126.6 (q, ³*J*_{C-F} = 6.2 Hz) 125.8, 123.4 (q, ¹*J*_{C-F} = 271.7 Hz), 122.2, 112.9 (q, ²*J*_{C-F} = 32.0 Hz), 50.7, 45.6 ppm. IR (ATR): ν = 3038, 2925, 1725, 1591, 1495, 1453, 697 cm⁻¹. HRMS (ESI-QTOF) *m/z*: [*M*+Na]⁺ Calcd. for C₂₂H₁₆F₃NNaO 390.1076; Found 390.1083.

1-Benzyl-3-(4-(trifluoromethyl)phenyl)indolin-2-one (5k). Compound **5k** was obtained according to the general procedure using 1-benzylindoline-2,3-dione^[40] (4.03 g, 17.0 mmol). Purification by flash column chromatography on silica gel (Hexane/EtOAc: 8:1 to 4:1) afforded the pure compound as a white solid (3.25 g, 8.84 mmol, 52%); m.p. 145–146 °C. ¹H NMR (500 MHz, CDCl₃) δ = 7.61 (d, *J* = 8.1 Hz, 2H), 7.36 (d, *J* = 8.4 Hz, 2H), 7.33–7.23 (m, 5H), 7.24 (dt, *J* = 7.9, 1.0 Hz, 1H), 7.15 (m, 1H), 7.05 (td, *J* = 7.6, 0.9 Hz, 1H), 6.83 (ddd, *J* = 7.8, 1.0, 0.5 Hz, 1H), 4.99 (d, *J* = 15.6 Hz, 1H), 4.90 (d, *J* = 15.6 Hz, 1H), 4.77 (s, 1H) ppm. ¹³C NMR (126 MHz, CDCl₃) δ = 175.2, 143.6, 140.7, 135.7, 129.9 (q, ²*J*_{C-F} = 32.5 Hz), 128.9, 128.9, 128.8, 127.9, 127.8, 127.4, 125.9 (q, ³*J*_{C-F} = 3.7 Hz), 124.0 (q, ¹*J*_{C-F} = 273.8 Hz), 109.5, 51.7, 44.1 ppm. IR (ATR): ν = 3038, 2925, 1704, 1608, 1491, 1466, 734, 697 cm⁻¹. HRMS (ESI-QTOF) *m/z*: [*M*+Na]⁺ Calcd. for C₂₂H₁₆F₃NNaO 390.1076; Found 390.1080.

General procedure for the enantioselective Michael addition. A mixture of oxindole **5a-n** (0.15 mmol), catalyst (0.0075 mmol, 0.05 equiv) and nitroolefins **6a-f** (0.3 mmol, 2 equiv) in 0.2 mL of DCM was stirred at r.t. in Wheaton vial until consumption of the starting material (monitored by ¹H-NMR). After solvent removal under reduced pressure, the crude mixture was purified by flash column chromatography to afford the corresponding product. The enantiomeric excess was determined by chiral-phase HPLC analysis using mixtures of hexane/isopropanol as eluent.

(*R*)-1-Methyl-3-((*R*)-2-nitro-1-phenylethyl)-3-phenylindolin-2-one

(7aa). Product **7aa** was obtained according to the general procedure, using oxindole **5a**, nitrostyrene **6a** and catalyst **Th-sq-1a** at -78 °C. The crude reaction mixture was purified by flash chromatography (Hexane/EtOAc: 8:1 to 4:1) leading to compound **7aa** as an inseparable mixture of diastereoisomers. White solid (55 mg, 0.147 mmol, 98%). [α _D²³] = +130.5 [(*c* = 1.00, CHCl₃) (dr = 93:7, 96% ee for the major diastereomer)]. ¹H NMR for major diastereomer (500 MHz, CDCl₃) δ = 7.70 (dt, *J* = 8.3, 1.1 Hz, 2H), 7.48–7.38 (m, 4H), 7.29–7.23 (m, 1H), 7.14–7.08 (m, 1H), 7.07–7.01 (m, 3H), 6.84–6.79 (m, 2H), 6.64 (dd, *J* = 8.3, 1.1 Hz, 1H), 5.00 (dd, *J* = 12.8, 12.1 Hz, 1H), 4.83 (dd, *J* = 15.3, 12.1 Hz, 1H), 4.74 (dd, *J* = 16.0, 12.7 Hz, 1H), 2.70 (s, 3H) ppm. ¹³C NMR for major diastereomer (101 MHz, CDCl₃) δ = 175.3, 144.6, 135.6, 133.4, 129.4, 129.2, 128.7, 128.4, 128.1, 127.7, 127.7, 126.7, 126.1, 122.3, 108.8, 76.0, 59.7, 50.7, 25.9 ppm. IR (ATR): ν = 3060, 2923, 1709, 1610, 1552, 1493, 699 cm⁻¹. HPLC: Lux-Amylose-1 column, hexane/*iso*-propanol = 90:10, 1.0 mL/min, λ = 254 nm. Dr 93:7. Major diastereoisomer: *t*_r = 14.72 min (minor enantiomer), *t*_r = 17.66 min (major enantiomer) (er 98:2). Minor diastereoisomer: *t*_r = 12.17 min (major enantiomer), *t*_r = 16.67 min

(minor enantiomer) (er 77:23). HRMS (ESI-QTOF) m/z : $[M+Na]^+$ Calcd. for $C_{23}H_{20}N_2NaO_3$ 395.1366; Found 395.1384.

(R)-1-Benzyl-3-((R)-2-nitro-1-phenylethyl)-3-phenylindolin-2-one

(7ba). Product **7ba** was obtained from oxindole **5b**, nitrostyrene **6a** and catalyst **Th-sq-11b**. The crude reaction mixture was purified by flash chromatography (Hexane/EtOAc: 8:1 to 4:1) leading to compound **7ba** as an inseparable mixture of diastereoisomers. White solid, (63 mg, 0.142 mmol, 98%). $[\alpha]_D^{23} = +86.5$ $[(c = 1.00, CHCl_3) (dr = 94:6, 98\% ee \text{ for the major diastereomer})]$. 1H NMR for major diastereomer (500 MHz, $CDCl_3$) $\delta = 7.74$ -7.69 (m, 2H), 7.48-7.41 (m, 3H), 7.30-7.21 (m, 4H), 7.18-7.04 (m, 5H), 6.97-6.92 (m, 2H), 6.53-6.47 (m, 1H), 6.42 (dd, $J = 7.8, 1.4$ Hz, 2H), 5.06 (dd, $J = 12.4, 12.4$ Hz, 1H), 4.96 (dd, $J = 15.1, 12.2$ Hz, 1H), 4.80 (d, $J = 15.7$ Hz, 1H), 4.77 (dd, $J = 15.4, 12.5$ Hz, 1H), 4.28 (d, $J = 16.1$ Hz, 1H) ppm. ^{13}C NMR for major diastereomer (101 MHz, $CDCl_3$) $\delta = 175.5, 143.8, 136.3, 134.7, 134.0, 129.4, 129.4, 129.3, 128.6, 128.5, 128.4, 128.3, 127.6, 127.3, 127.2, 126.4, 126.2, 122.4, 110.4, 76.8, 59.6, 50.7, 43.9$ ppm. IR (ATR): $\nu = 3065, 2923, 1710, 1610, 1552, 1489, 695$ cm^{-1} . HPLC: Lux-i-Amylose-1 column, hexane/*iso*-propanol = 90:10, 1.0 mL/min, $\lambda = 254$ nm. Dr 94:6. Major diastereoisomer: $t_r = 20.42$ min (minor enantiomer), $t_r = 48.82$ min (major enantiomer) (er 99:1). Minor diastereoisomer: $t_r = 26.10$ min (major enantiomer), $t_r = 28.92$ min (minor enantiomer) (er 80:20). HRMS (ESI-QTOF) m/z : $[M+Na]^+$ Calcd. for $C_{29}H_{24}N_2NaO_3$ 471.1679; Found 471.1685.

tert-Butyl (R)-3-((R)-2-nitro-1-phenylethyl)-2-oxo-3-phenylindoline-1-carboxylate (7ca).^{[15],[16]} Product **7ca** was obtained according to the general procedure, from oxindole **5c**, nitrostyrene **6a** and catalyst **Th-sq-1a**. The crude reaction mixture was purified by flash chromatography (Hexane/EtOAc: 8:1 to 4:1) leading to compound **7ca** as an inseparable mixture of diastereoisomers. Colorless oil (46 mg, 0.10 mmol, 67%). $[\alpha]_D^{23} = +36.6$ $(c = 1.00, CHCl_3) [(dr = 71:29, 36\% ee \text{ for the major diastereomer})]$. Lit.¹⁵ $[\alpha]_D^{23} = +242.7$ $(c = 0.5, CHCl_3) (dr 98:2, ee 89\% \text{ for } (R,R)\text{-enantiomer})$. 1H NMR for major diastereomer (400 MHz, $CDCl_3$) $\delta = 7.69$ (dt, $J = 7.7, 1.3$ Hz, 1H), 7.59 (ddq, $J = 9.5, 8.4, 1.3$ Hz, 3H), 7.45-7.38 (m, 4H), 7.16-7.11 (m, 1H), 7.06-7.01 (m, 3H), 6.77 (dt, $J = 6.9, 1.2$ Hz, 2H), 4.94 (t, $J = 12.6, 12.2$ Hz, 1H), 4.87 (dd, $J = 12.1, 3.1$ Hz, 1H), 4.77 (dd, $J = 12.7, 3.1$ Hz, 1H), 1.43 (s, 9H) ppm. ^{13}C NMR for major diastereomer (101 MHz, $CDCl_3$) $\delta = 173.9, 148.3, 141.0, 135.4, 132.8, 129.6, 129.3, 128.8, 128.6, 128.4, 128.0, 127.9, 126.6, 125.7, 124.2, 115.7, 84.2, 75.8, 60.1, 50.8, 27.8$ ppm. IR (ATR): $\nu = 3973, 1784, 1709, 1610, 1551, 1468, 741, 695$ cm^{-1} . HPLC: Lux-Amylose-1 column, hexane/*iso*-propanol = 98:2, 0.5 mL/min, $\lambda = 254$ nm. Dr 71:29. Major diastereoisomer: $t_r = 26.47$ min (minor enantiomer), $t_r = 36.19$ min (major enantiomer) (er 68:32). Minor diastereoisomer: $t_r = 25.22$ min (major enantiomer), $t_r = 60.22$ min (minor enantiomer) (er 58:42). HRMS (ESI-QTOF) m/z : $[M+Na]^+$ Calcd. for $C_{27}H_{26}N_2NaO_5$ 481.1734; Found 481.1752.

(R)-3-((R)-2-Nitro-1-phenylethyl)-3-phenylindolin-2-one (7da).^[16]

Product **7da** was obtained according to the general procedure, by reacting oxindole **5d**, nitrostyrene **6a** and catalyst **Th-sq-1a**. The crude reaction mixture was purified by flash chromatography (Hexane/EtOAc: 8:1 to 4:1) leading to compound **7da** as an inseparable mixture of diastereoisomers. Colorless oil (52 mg, 0.144 mmol, 96%). $[\alpha]_D^{23} = +137.7$ $[(c = 0.70, CHCl_3) (dr = 81:19, 78\% ee \text{ for the major diastereomer})]$. 1H NMR for major diastereomer (500 MHz, $CDCl_3$) $\delta = 7.98$ (br, 1H),

7.69-7.62 (m, 2H), 7.43-7.39 (m, 4H), 7.28-7.22 (m, 1H), 7.12-7.08 (m, 1H), 7.04-6.99 (m, 3H), 6.86 (dd, $J = 8.3, 1.3$ Hz, 2H), 6.75 (dt, $J = 7.8, 0.8$ Hz, 1H), 5.00 (t, $J = 12.8, 12.0$ Hz, 1H), 4.83 (dd, $J = 15.2, 12.1$ Hz, 1H), 4.74 (dd, $J = 15.9, 12.7$ Hz, 1H) ppm. ^{13}C NMR for major diastereomer (101 MHz, $CDCl_3$) $\delta = 177.5, 141.7, 135.7, 133.5, 129.5, 129.2, 128.9, 128.4, 128.2, 128.0, 127.8, 127.6, 126.4, 122.4, 110.7, 76.3, 60.0, 50.4$ ppm. IR (ATR): $\nu = 3210, 2923, 1709, 1618, 1552, 1473, 737, 695$ cm^{-1} . HPLC: Chiralpak IA column, hexane/*iso*-propanol = 95:5, 1.0 mL/min, $\lambda = 254$ nm. Dr 81:19. Major diastereoisomer: $t_r = 29.99$ min (major enantiomer), $t_r = 37.08$ min (minor enantiomer) (er 89:11). Minor diastereoisomer: $t_r = 32.50$ min (major enantiomer), $t_r = 34.73$ min (minor enantiomer). (er 68:32). HRMS (ESI-QTOF) m/z : $[M+Na]^+$ Calcd. for $C_{22}H_{18}N_2NaO_3$ 381.1210; Found 381.1219.

(R)-1-Benzyl-5-methyl-3-((R)-2-nitro-1-phenylethyl)-3-phenylindolin-2-one (7ea).

Product **7ea** was obtained according to the general procedure, using oxindole **5e**, nitrostyrene **6a** and catalyst **Th-sq-11b**. The crude reaction mixture was purified by flash chromatography (Hexane/EtOAc: 8:1 to 4:1) leading to compound **7ea** as an inseparable mixture of diastereoisomers. White solid (58 mg, 0.13 mmol, 84%). $[\alpha]_D^{23} = +31.0$ $[(c = 0.10, CHCl_3) (dr = 89:11, 96\% ee \text{ for the major diastereomer})]$. 1H NMR for major diastereomer (500 MHz, $CDCl_3$) $\delta = 7.73$ -7.70 (m, 2H), 7.44 (dd, $J = 8.5, 6.8$ Hz, 2H), 7.39 (d, $J = 7.3$ Hz, 1H), 7.27-7.22 (m, 2H), 7.12 (td, $J = 7.6, 2.2$ Hz, 3H), 7.09-7.04 (m, 3H), 6.98-6.92 (m, 2H), 6.41 (dd, $J = 7.3, 1.7$ Hz, 2H), 6.38 (d, $J = 8.0$ Hz, 1H), 5.07 (dd, $J = 12.6, 12.1$ Hz, 1H), 4.96 (dd, $J = 15.0, 12.1$ Hz, 1H), 4.78 (d, $J = 15.5$ Hz, 1H), 4.78 (dd, $J = 15.1, 12.6$ Hz, 1H), 4.26 (d, $J = 16.1$ Hz, 1H), 2.48 (s, 3H) ppm. ^{13}C NMR for major diastereomer (126 MHz, $CDCl_3$) $\delta = 175.4, 141.5, 136.5, 134.8, 134.1, 132.0, 129.8, 129.4, 129.2, 128.5, 128.4, 128.3, 128.3, 127.6, 127.3, 127.1, 126.8, 126.4, 110.1, 76.9, 59.7, 50.5, 43.9, 21.4$ ppm. IR (ATR): $\nu = 2923, 1705, 1601, 1552, 1497, 728, 695$ cm^{-1} . HPLC: Lux-i-Amylose-1 column, hexane/*iso*-propanol = 95:5, 1.0 mL/min, $\lambda = 254$ nm. Dr 89:11. Major diastereoisomer: $t_r = 22.79$ min (minor enantiomer), $t_r = 68.45$ min (major enantiomer) (er 98:2). Minor diastereoisomer: $t_r = 31.77$ min (minor enantiomer), $t_r = 34.18$ min (major enantiomer) (er 86:14). HRMS (ESI-QTOF) m/z : $[M+Na]^+$ Calcd. for $C_{30}H_{26}N_2NaO_3$ 485.1836; Found 485.1844.

(R)-1-Benzyl-5-fluoro-3-((R)-2-nitro-1-phenylethyl)-3-phenylindolin-2-one (7fa).

Product **7fa** was obtained according to the general procedure, using oxindole **5f**, nitrostyrene **6a** and catalyst **Th-sq-11b** at -40 °C. The crude reaction mixture was purified by flash chromatography (Hexane/EtOAc: 8:1 to 4:1) leading to compound **7fa** as an inseparable mixture of diastereoisomers. White solid (66 mg, 0.14 mmol, 95%). $[\alpha]_D^{23} = +77.6$ $[(c = 1.00, CHCl_3) (dr = 92:8, 94\% ee \text{ for the major diastereomer})]$. 1H NMR for major diastereomer (500 MHz, $CDCl_3$) $\delta = 7.70$ -7.66 (m, 2H), 7.48-7.43 (m, 2H), 7.42-7.38 (m, 1H), 7.28-7.24 (m, 1H), 7.20 (dd, $J = 8.0, 2.5$ Hz, 1H), 7.16-7.11 (m, 3H), 7.10-7.06 (m, 2H), 7.01-6.95 (m, 3H), 6.43-6.38 (m, 3H), 5.02 (dd, $J = 12.1, 12.0$ Hz, 1H), 4.96 (dd, $J = 14.5, 12.0$ Hz, 1H), 4.79 (d, $J = 16.2$ Hz, 1H), 4.75 (dd, $J = 14.3, 12.0$ Hz, 1H), 4.26 (d, $J = 16.1$ Hz, 1H) ppm. ^{13}C NMR for major diastereomer (101 MHz, $CDCl_3$) $\delta = 175.3, 158.7$ (d, $^1J_{C-F} = 242.1$ Hz), 139.8, 135.7, 134.0 (d, $J = 63.4$ Hz), 129.4, 129.3, 128.8, 128.7, 128.7, 128.5, 128.5, 127.4, 127.3, 127.1, 126.4, 115.9 (d, $^2J_{C-F} = 23.0$ Hz), 114.1 (d, $^2J_{C-F} = 24.7$ Hz), 111.0 (d, $^3J_{C-F} = 8.0$ Hz), 76.4, 60.1, 50.5, 44.0 ppm. IR (ATR): $\nu = 3060, 2923, 1705, 1601, 1552, 1489, 1452, 737, 695$

cm⁻¹. HPLC: Lux-i-Amylose-1 column, hexane/*iso*-propanol = 95:5, 1.0 mL/min, λ = 254 nm. Dr 92:8. Major diastereoisomer: t_r = 27.45 min (minor enantiomer), t_r = 89.04 min (major enantiomer) (er 97:3). Minor diastereoisomer: t_r = 44.99 min (major enantiomer), t_r = 48.64 min (minor enantiomer) (er 67:32). HRMS (ESI-QTOF) m/z : $[M+Na]^+$ Calcd. for C₂₉H₂₃FN₂NaO₃ 489.1585; Found 489.1587.

(R)-1-Benzyl-5-chloro-3-((R)-2-nitro-1-phenylethyl)-3-phenylindolin-2-one (7ga). Product **7ga** was obtained according to the general procedure, using oxindole **5g**, nitrostyrene **6a** and catalyst **Th-sq-11b** at -40 °C. The crude reaction mixture was purified by flash chromatography (Hexane/EtOAc: 8:1 to 4:1) leading to compound **7ga** as an inseparable mixture of diastereoisomers. White solid (59 mg, 0.12 mmol, 82%). $[\alpha]_D^{23}$ = +11.0 [c = 0.40, CHCl₃] (dr = 90:10, 94% ee for the major diastereomer). ¹H NMR for major diastereomer (500 MHz, CDCl₃) δ = 7.71-7.63 (m, 2H), 7.50-7.43 (m, 2H), 7.43-7.39 (m, 2H), 7.30-7.24 (m, 2H), 7.18-7.11 (m, 3H), 7.07 (dd, J = 8.3, 6.8 Hz, 2H), 7.01-6.94 (m, 2H), 6.44-6.35 (m, 3H), 5.03 (t, J = 12.3, 12.2 Hz, 1H), 4.95 (dd, J = 14.9, 12.1 Hz, 1H), 4.78 (d, J = 16.1 Hz, 1H), 4.76 (dd, J = 15.0, 12.4 Hz, 1H), 4.26 (d, J = 16.0 Hz, 1H) ppm. ¹³C NMR for major diastereomer (101 MHz, CDCl₃) δ = 175.1, 142.4, 135.6, 134.2, 133.6, 129.8, 129.4, 129.3, 129.2, 128.7, 128.7, 128.5, 128.5, 127.9, 127.4, 127.4, 127.0, 126.4, 111.3, 76.4, 59.9, 50.5, 44.0 ppm. IR (ATR): ν = 3061, 2919, 1709, 1605, 1552, 1485, 737, 695 cm⁻¹. HPLC: Lux-i-Amylose-1 column, hexane/*iso*-propanol = 95:5, 1.0 mL/min, λ = 254 nm. Dr 90:10. Major diastereoisomer: t_r = 23.42 min (minor enantiomer), t_r = 71.87 min (major enantiomer) (er 97:3). Minor diastereoisomer: t_r = 37.62 min (minor enantiomer), t_r = 40.14 min (major enantiomer) (er 71:29). HRMS (ESI-QTOF) m/z : $[M+H]^+$ Calcd. for C₂₉H₂₄ClN₂O₃ 483.1470; Found 483.1478.

(R)-1-Benzyl-5-bromo-3-((R)-2-nitro-1-phenylethyl)-3-phenylindolin-2-one (7ha). Product **7ha** was obtained according to the general procedure, using oxindole **5h** (1.5 mmol), nitrostyrene **6a** (3.0 mmol) and catalyst **Th-sq-11b** (0.075 mmol). The crude reaction mixture was purified by flash chromatography (Hexane/EtOAc: 8:1 to 4:1) and recrystallized from hexane-ethyl acetate leading to compound **7ha** as a mixture of diastereoisomers. White solid (568 mg, 1.08 mmol, 72%). $[\alpha]_D^{23}$ = +26.6 [c = 1.0, CHCl₃] (dr = 97:3, 94% ee for the major diastereomer). ¹H NMR for major diastereomer (500 MHz, CDCl₃) δ = 7.72-7.64 (m, 2H), 7.54 (d, J = 1.9 Hz, 1H), 7.46 (dd, J = 8.3, 6.7 Hz, 2H), 7.38 (dd, J = 8.3, 1.9 Hz, 1H), 7.28-7.24 (m, 2H), 7.14 (td, J = 7.5, 6.8, 1.7 Hz, 3H), 7.07 (dd, J = 8.2, 6.8 Hz, 2H), 7.01-6.95 (m, 2H), 6.42-6.37 (m, 2H), 6.35 (d, J = 8.4 Hz, 1H), 5.02 (dd, J = 12.2, 12.2 Hz, 1H), 4.95 (dd, J = 14.9, 12.3 Hz, 1H), 4.78 (d, J = 12.2 Hz, 1H), 4.75 (dd, J = 14.9, 12.3 Hz, 1H), 4.26 (d, J = 12.1 Hz, 1H) ppm. ¹³C NMR for major diastereomer (126 MHz, CDCl₃) δ = 175.0, 142.9, 135.6, 134.1, 133.6, 132.4, 129.5, 129.3, 129.1, 128.8, 128.7, 128.6, 128.5, 127.4, 127.4, 127.0, 126.4, 115.1, 111.8, 76.4, 59.8, 50.5, 44.0 ppm. IR (ATR): ν = 3060, 2923, 1714, 1606, 1552, 1481, 737, 695 cm⁻¹. HPLC: Lux-i-Amylose-1 column, hexane/*iso*-propanol = 95:5, 1.0 mL/min, λ = 254 nm. Dr 97:3. Major diastereoisomer: t_r = 25.77 min (minor enantiomer), t_r = 82.82 min (major enantiomer) (er 97:3). Minor diastereoisomer: t_r = 39.92 min (minor enantiomer), t_r = 44.28 min (major enantiomer) (er 91:9). HRMS (ESI-QTOF) m/z : $[M+Na]^+$ Calcd. for C₂₉H₂₃BrN₂NaO₃ 549.0784; Found 549.0786.

(R)-1-Benzyl-5-methoxy-3-((R)-2-nitro-1-phenylethyl)-3-

phenylindolin-2-one (7ia). Product **7ia** was obtained according to the general procedure, using oxindole **5i**, nitrostyrene **6a** and catalyst **Th-sq-11b**. The crude reaction mixture was purified by flash chromatography (Hexane/EtOAc: 8:1 to 4:1) leading to compound **7ia** as an inseparable mixture of diastereoisomers. White solid (51 mg, 0.11 mmol, 71%). $[\alpha]_D^{23}$ = +70.8 [c = 0.90, CHCl₃] (dr = 97:3, 98% ee for the major diastereomer). ¹H NMR for major diastereomer (500 MHz, CDCl₃) δ = 7.75-7.69 (m, 2H), 7.47-7.42 (m, 2H), 7.40-7.35 (m, 1H), 7.28-7.23 (m, 1H), 7.12 (dd, J = 8.2, 6.9 Hz, 3H), 7.09-7.05 (m, 2H), 7.03 (d, J = 2.5 Hz, 1H), 7.00-6.96 (m, 2H), 6.78 (dd, J = 8.6, 2.5 Hz, 1H), 6.40 (dd, J = 7.9, 1.4 Hz, 2H), 6.38 (d, J = 8.6 Hz, 1H), 4.95 (dd, J = 12.4, 12.3 Hz, 1H), 4.91 (dd, J = 15.0, 12.1 Hz, 1H), 4.78 (d, J = 16.1 Hz, 1H), 4.75 (dd, J = 15.3, 12.5 Hz, 1H), 4.24 (d, J = 16.0, 1H), 3.87 (s, 3H) ppm. ¹³C NMR for major diastereomer (101 MHz, CDCl₃) δ = 175.2, 155.6, 137.3, 136.3, 134.8, 134.0, 129.4, 129.3, 128.6, 128.6, 128.5, 128.4, 128.3, 127.6, 127.1, 126.4, 114.3, 112.8, 110.6, 76.7, 60.0, 55.9, 50.5, 44.0 ppm. IR (ATR): ν = 3065, 2923, 1705, 1601, 1556, 1493, 695 cm⁻¹. HPLC: Lux-i-Amylose-1 column, hexane/*iso*-propanol = 95:5, 1.0 mL/min, λ = 254 nm. Dr 97:3. Major diastereoisomer: t_r = 48.98 min (minor enantiomer), t_r = 165.11 min (major enantiomer) (er 99:1). Minor diastereoisomer: t_r = 89.55 min (major enantiomer), t_r = 106.69 min (minor enantiomer) (er 86:14). HRMS (ESI-QTOF) m/z : $[M+Na]^+$ Calcd. for C₃₀H₂₆N₂NaO₄ 501.1785; Found 501.1783.

(R)-1-Benzyl-3-((R)-2-nitro-1-phenylethyl)-3-phenyl-7-

(trifluoromethyl)indolin-2-one (7ja). Product **7ja** was obtained according to the general procedure, from oxindole **5j**, nitrostyrene **6a** and catalyst **Th-sq-11b** at -40 °C. The crude reaction mixture was purified by flash chromatography (Hexane/EtOAc: 8:1 to 4:1) leading to compound **7ja** as an inseparable mixture of diastereoisomers. White solid (76 mg, 0.147 mmol, 98%). $[\alpha]_D^{23}$ = +71.0 [c = 0.10, CHCl₃] (dr = 81:19, 94% ee for the major diastereomer). ¹H NMR for major diastereomer (500 MHz, CDCl₃) δ = 7.71 (ddd, J = 8.2, 3.4, 1.3 Hz, 1H), 7.66-7.61 (m, 2H), 7.60 (dd, J = 7.6, 1.3 Hz, 1H), 7.48-7.43 (m, 2H), 7.30-7.24 (m, 2H), 7.16-7.11 (m, 2H), 7.11-7.06 (m, 1H), 7.06-7.02 (m, 3H), 6.89-6.84 (m, 2H), 6.48-6.42 (m, 2H), 4.99 (dd, J = 12.1, 10.6 Hz, 1H), 4.97 (dd, J = 11.5, 10.6 Hz, 1H), 4.81 (dd, J = 12.1, 11.5 Hz, 1H), 4.81 (d, J = 17.6 Hz, 1H), 4.70 (d, J = 17.3 Hz, 1H) ppm. ¹³C NMR for major diastereomer (101 MHz, CDCl₃) δ = 176.8, 135.6, 133.2, 130.7, 129.8, 129.7, 129.5, 129.0, 128.8, 128.7, 128.5, 128.4, 128.2, 127.7 (q, ³J_{C-F} = 6.3 Hz), 126.5, 126.5, 125.0, 122.9 (q, ¹J_{C-F} = 272.4 Hz), 121.8, 113.7 (q, ²J_{C-F} = 32.8 Hz), 76.4, 58.2, 50.5, 45.8 ppm. IR (ATR): ν = 2977, 1734, 1597, 1556, 1452, 1443, 733, 695 cm⁻¹. HPLC: Lux-i-Amylose-1 column, hexane/*iso*-propanol = 97:3, 1.0 mL/min, λ = 254 nm. Dr 81:19. Major diastereoisomer: t_r = 27.19 min (minor enantiomer), t_r = 79.48 min (major enantiomer) (er 97:3). Minor diastereoisomer: t_r = 24.30 min (minor enantiomer), t_r = 25.51 min (major enantiomer) (er 67:33). HRMS (ESI-QTOF) m/z : $[M+Na]^+$ Calcd. for C₃₀H₂₃F₃N₂NaO₃ 539.1553; Found 539.1562.

(R)-1-Benzyl-3-((R)-2-nitro-1-phenylethyl)-3-(4-

(trifluoromethyl)phenyl)indolin-2-one (7ka). Product **7ka** was obtained according to the general procedure, using oxindole **5k**, nitrostyrene **6a** and catalyst **Th-sq-11b**. The crude reaction mixture was purified by flash chromatography (Hexane/Ethyl acetate: 8:1 to 4:1) leading to compound **7ka** as an inseparable mixture of diastereoisomers. White solid (76 mg,

0.147 mmol, 98%). $[\alpha]_D^{23} = +66.0$ [$c = 0.10$, CHCl_3] ($dr = 90:10$, 96% ee for the major diastereomer). $^1\text{H NMR}$ for major diastereomer (500 MHz, CDCl_3) $\delta = 7.84$ (d, $J = 8.3$ Hz, 2H), 7.68 (d, $J = 8.3$ Hz, 2H), 7.42 (dd, $J = 7.1$, 1.6 Hz, 1H), 7.28-7.21 (m, 3H), 7.12-7.04 (m, 5H), 6.93-6.88 (m, 2H), 6.53-6.49 (m, 1H), 6.43-6.38 (m, 2H), 5.03 (dd, $J = 12.5$, 12.2 Hz, 1H), 4.92 (dd, $J = 15.1$, 12.1 Hz, 1H), 4.74 (d, $J = 15.9$ Hz, 1H), 4.67 (dd, $J = 15.6$, 12.6 Hz, 1H), 4.28 (d, $J = 16.1$ Hz, 1H) ppm. $^{13}\text{C NMR}$ for major diastereomer (126 MHz, CDCl_3) $\delta = 174.8$, 143.8, 134.4, 133.5, 130.7 (q, $^2J_{\text{C-F}} = 32.8$ Hz), 129.9, 129.3, 128.8, 128.6, 128.6, 128.4, 128.2, 127.3, 126.5, 126.4, 126.1 (q, $^3J_{\text{C-F}} = 3.8$ Hz), 126.1, 123.8 (q, $^1J_{\text{C-F}} = 271.8$ Hz), 122.8, 110.7, 76.5, 59.5, 50.8, 44.0 ppm. IR (ATR): $\nu = 2923$, 1709, 1605, 1547, 1377, 762, 695 cm^{-1} . HPLC: Lux-i-Amylose-1 column, hexane/*iso*-propanol = 95:5, 1.0 mL/min, $\lambda = 254$ nm. Dr 90:10. Major diastereoisomer: $t_r = 30.29$ min (minor enantiomer), $t_r = 109.47$ min (major enantiomer) (er 98:2). Minor diastereoisomer: $t_r = 29.11$ min (major enantiomer), $t_r = 60.22$ min (minor enantiomer) (er 72:28). HRMS (ESI-QTOF) m/z : $[M+\text{Na}]^+$ Calcd. for $\text{C}_{30}\text{H}_{23}\text{F}_3\text{N}_2\text{NaO}_3$ 539.1553; Found 539.1549.

(R)-1-Benzyl-3-(4-methoxyphenyl)-3-((R)-2-nitro-1-phenylethyl)indolin-2-one (71a). Product **71a** was obtained according to the general procedure, using oxindole **5I**, nitrostyrene **6a** and catalyst **Th-sq-IIb**. The crude reaction mixture was purified by flash chromatography (Hexane/EtOAc: 8:1 to 4:1) leading to compound **71a** as an inseparable mixture of diastereoisomers. White solid (45 mg, 0.095 mmol, 63%). $[\alpha]_D^{23} = +125.2$ [$c = 0.20$, CHCl_3] ($dr = 99:1$, >99% ee for the major diastereomer). $^1\text{H NMR}$ for major diastereomer (500 MHz, CDCl_3) $\delta = 7.66$ -7.61 (m, 2H), 7.48-7.39 (m, 1H), 7.28-7.21 (m, 3H), 7.17-7.10 (m, 1H), 7.13-7.05 (m, 4H), 6.94 (ddd, $J = 14.6$, 7.7, 1.8 Hz, 4H), 6.50-6.45 (m, 1H), 6.44-6.39 (m, 2H), 5.05 (dd, $J = 12.4$, 12.3 Hz, 1H), 4.90 (dd, $J = 15.1$, 12.1 Hz, 1H), 4.80 (d, $J = 16.0$ Hz, 1H), 4.80 (dd, $J = 15.7$, 12.7 Hz, 1H), 4.27 (d, $J = 16.1$ Hz, 1H), 3.82 (s, 3H) ppm. $^{13}\text{C NMR}$ for major diastereomer (101 MHz, CDCl_3) $\delta = 175.8$, 159.7, 143.8, 134.7, 134.1, 130.0, 129.3, 128.8, 128.6, 128.3, 128.3, 128.1, 127.5, 127.1, 126.4, 126.1, 122.3, 114.6, 110.3, 76.8, 59.0, 55.3, 50.8, 43.9 ppm. IR (ATR): $\nu = 2965$, 1709, 1605, 1543, 1510, 1489, 762, 699 cm^{-1} . HPLC: Lux-i-Amylose-1 column, hexane/*iso*-propanol = 85:15, 1.0 mL/min, $\lambda = 254$ nm. Dr 99:1. Major diastereoisomer: $t_r = 23.35$ min (minor enantiomer), $t_r = 103.72$ min (major enantiomer) (er >99:<1). Minor diastereoisomer: $t_r = 32.53$ min (major enantiomer), $t_r = 60.55$ min (minor enantiomer) (er 70:30). HRMS (ESI-QTOF) m/z : $[M+\text{Na}]^+$ Calcd. for $\text{C}_{30}\text{H}_{26}\text{N}_2\text{NaO}_4$ 501.1785; Found 501.1789.

(S)-1-Benzyl-3-methyl-3-((R)-2-nitro-1-phenylethyl)indolin-2-one (7ma).^[13a] Product **7ma** was obtained as a mixture 79:21 of diastereoisomers (48 mg, 0.125 mmol, 83%) according to the general procedure, using oxindole **5m**, nitrostyrene **6a** and catalyst **Th-sq-IIb** (0.03 mmol, 0.2 equiv). The major diastereoisomer was isolated by flash chromatography (Hexane/EtOAc: 8:1 to 4:1) as a colorless oil. $[\alpha]_D^{23} = -102.0$ [$c = 0.30$, CHCl_3] (90% ee for the major diastereomer). $^1\text{H NMR}$ for major diastereomer (500 MHz, CDCl_3) $\delta = 7.23$ (m, 1H), 7.20-7.11 (m, 7H), 7.07 (td, $J = 7.5$, 1.1 Hz, 1H), 6.90 (m, 2H), 6.65 (dd, $J = 7.9$, 1.6 Hz, 2H), 6.53 (dd, $J = 8.1$, 1.0 Hz, 1H), 5.14 (dd, $J = 12.7$, 4.3 Hz, 1H), 4.98 (dd, $J = 12.7$, 11.3 Hz, 1H), 4.88 (d, $J = 15.8$ Hz, 1H), 4.44 (d, $J = 15.8$ Hz, 1H), 4.08 (dd, $J = 11.4$, 4.4 Hz, 1H), 1.57 (s, 3H) ppm. $^{13}\text{C NMR}$ for major diastereomer (101 MHz, CDCl_3) $\delta = 178.1$, 142.6, 135.0, 135.0,

130.6, 128.9, 128.8, 128.7, 128.3, 128.2, 127.3, 126.7, 123.5, 122.6, 109.7, 76.4, 50.7, 50.0, 43.7, 21.7 ppm. IR (ATR): $\nu = 2923$, 1709, 1610, 1552, 1489, 1456, 728, 695 cm^{-1} . HPLC: Lux-Amylose-1 column, hexane/*iso*-propanol = 90:10, 1.0 mL/min, $\lambda = 254$ nm. Major diastereoisomer: $t_r = 21.07$ min (minor enantiomer), $t_r = 29.53$ min (major enantiomer) (er 95:5). HRMS (ESI-QTOF) m/z : $[M+\text{Na}]^+$ Calcd. for $\text{C}_{24}\text{H}_{22}\text{N}_2\text{NaO}_3$ 409.1523; Found 409.1526.

Ethyl 2-((S)-1-Benzyl-3-((R)-2-nitro-1-phenylethyl)-2-oxindolin-3-yl)acetate (7na). Product **7na** was obtained as a mixture 79:21 of diastereoisomers (56 mg, 0.123 mmol, 82%) according to the general procedure, using oxindole **5n**, nitrostyrene **6a** and catalyst **Th-sq-IIb** (0.03 mmol). The major diastereoisomer was isolated by flash chromatography (Hexane/EtOAc: 8:1 to 4:1) as a white solid; m.p 206-207 °C from Hexane/EtOAc. $[\alpha]_D^{23} = -32.7$ [$c = 0.40$, CHCl_3] (88% ee for the major diastereomer). $^1\text{H NMR}$ for major diastereomer (500 MHz, CDCl_3) $\delta = 7.26$ -7.16 (m, 7H), 7.09-7.04 (m, 2H), 6.92-6.89 (m, 4H), 6.55 (d, $J = 7.8$ Hz, 1H), 4.96 (dd, $J = 12.8$, 4.4 Hz, 1H), 4.88 (dd, $J = 12.8$, 11.0 Hz, 1H), 4.80 (d, $J = 15.8$ Hz, 1H), 4.54 (d, $J = 15.8$ Hz, 1H), 3.99 (dd, $J = 11.0$, 4.4 Hz, 1H), 3.90 (m, 1H), 3.80 (m, 1H), 3.16 (d, $J = 16.0$ Hz, 1H), 3.02 (d, $J = 16.0$ Hz, 1H), 0.94 (t, $J = 7.1$ Hz, 3H) ppm. $^{13}\text{C NMR}$ for major diastereomer (101 MHz, CDCl_3) $\delta = 177.0$, 168.7, 144.1, 135.3, 134.0, 129.2, 128.6, 128.5, 128.3, 128.1, 127.4, 127.0, 123.3, 122.4, 109.6, 76.1, 60.8, 51.8, 50.0, 44.2, 39.2, 13.8 ppm. IR (ATR): $\nu = 2923$, 1701, 1610, 1556, 1489, 1468, 1456, 699 cm^{-1} . HPLC: Lux-i-Amylose-1 column, hexane/*iso*-propanol = 90:10, 1.0 mL/min, $\lambda = 254$ nm. Major diastereoisomer: $t_r = 42.97$ min (minor enantiomer), $t_r = 56.29$ min (major enantiomer) (er 94:6). HRMS (ESI-QTOF) m/z : $[M+\text{Na}]^+$ Calcd. for $\text{C}_{27}\text{H}_{26}\text{N}_2\text{NaO}_5$ 481.1734; Found 481.1736.

(R)-1-Benzyl-3-((R)-1-(4-chlorophenyl)-2-nitroethyl)-3-phenylindolin-2-one (7bb). Product **7bb** was obtained according to the general procedure, using oxindole **5b**, nitrostyrene **6b** and catalyst **Th-sq-IIb**. The crude reaction mixture was purified by flash chromatography (Hexane/EtOAc: 8:1 to 4:1) leading to compound **7bb** as an inseparable mixture of diastereoisomers. White solid (59 mg, 0.12 mmol, 81%). $[\alpha]_D^{23} = +86.1$ [$c = 0.70$, CHCl_3] ($dr = 94:6$, 98% ee for the major diastereomer). $^1\text{H NMR}$ for major diastereomer (500 MHz, CDCl_3) $\delta = 7.71$ -7.66 (m, 2H), 7.46-7.41 (m, 3H), 7.41-7.36 (m, 1H), 7.32-7.25 (m, 2H), 7.20-7.15 (m, 3H), 7.06 (d, $J = 8.7$ Hz, 2H), 6.86 (d, $J = 8.6$ Hz, 2H), 6.58-6.55 (m, 1H), 6.48 (dd, $J = 7.5$, 2.0 Hz, 2H), 4.99 (dd, $J = 12.3$, 12.2 Hz, 1H), 4.92 (dd, $J = 14.8$, 12.2 Hz, 1H), 4.89 (d, $J = 16.0$ Hz, 1H), 4.75 (dd, $J = 14.8$, 12.3 Hz, 1H), 4.26 (d, $J = 16.0$ Hz, 1H) ppm. $^{13}\text{C NMR}$ for major diastereomer (101 MHz, CDCl_3) $\delta = 175.3$, 143.8, 136.0, 134.5, 134.4, 132.6, 130.7, 129.6, 129.3, 128.6, 127.5, 127.4, 126.9, 126.5, 126.2, 122.5, 110.5, 76.6, 59.3, 50.1, 44.0 ppm. IR (ATR): $\nu = 2923$, 1714, 1610, 1552, 1489, 1464, 728, 695 cm^{-1} . HPLC: Lux-i-Amylose-1 column, hexane/*iso*-propanol = 95:5, 1.0 mL/min, $\lambda = 254$ nm. Dr 94:6. Major diastereoisomer: $t_r = 42.50$ min (minor enantiomer), $t_r = 48.72$ min (major enantiomer) (er 99:1). Minor diastereoisomer: $t_r = 28.10$ min (major enantiomer), $t_r = 59.88$ min (minor enantiomer) (er 77:23). HRMS (ESI-QTOF) m/z : $[M+\text{Na}]^+$ Calcd. for $\text{C}_{29}\text{H}_{23}\text{ClN}_2\text{NaO}_3$ 505.1293; Found 505.1289.

(R)-1-Benzyl-3-((R)-2-nitro-1-(4-(trifluoromethyl)phenyl)ethyl)-3-phenylindolin-2-one (7bc). Product **7bc** was obtained according to the general procedure, using oxindole **5b**, nitrostyrene **6c** and catalyst **Th-**

sq-11b. The crude reaction mixture was purified by flash chromatography (Hexane/EtOAc: 8:1 to 4:1) leading to compound **7bc** as an inseparable mixture of diastereoisomers. White solid (75 mg, 0.145 mmol, 97%). $[\alpha]_D^{23} = +51.0$ [(c = 0.10, CHCl₃) (dr = 93:7, 98% ee for the major diastereomer)]. ¹H NMR for major diastereomer (500 MHz, CDCl₃) δ = 7.71-7.67 (m, 2H), 7.45 (ddd, *J* = 7.7, 6.6, 1.5 Hz, 3H), 7.41-7.38 (m, 1H), 7.35 (d, *J* = 8.2 Hz, 2H), 7.29 (dd, *J* = 4.3, 1.5 Hz, 1H), 7.28-7.25 (m, 1H), 7.19-7.14 (m, 1H), 7.12-7.05 (m, 4H), 6.60-6.56 (m, 1H), 6.56-6.52 (m, 2H), 5.04 (dd, *J* = 12.2, 10.9 Hz, 1H), 5.04 (dd, *J* = 16.5, 10.9 Hz, 1H), 4.78 (dd, *J* = 16.5, 12.1 Hz, 1H), 4.78 (d, *J* = 15.9 Hz, 1H), 4.30 (d, *J* = 15.9 Hz, 1H) ppm. ¹³C NMR for major diastereomer (101 MHz, CDCl₃) δ = 175.2, 143.7, 138.3, 135.9, 134.5, 130.5 (q, ²*J*_{C-F} = 32.6 Hz), 129.8, 129.4, 128.7, 128.6, 127.5, 127.5, 126.7, 126.5, 126.2, 125.2 (q, ³*J*_{C-F} = 3.7 Hz), 125.2, 124.5 (q, ¹*J*_{C-F} = 271.9 Hz), 122.6, 110.5, 76.4, 59.2, 50.3, 44.1 ppm. IR (ATR): ν = 2927, 1709, 1610, 1556, 1489, 1468, 749, 695 cm⁻¹. HPLC: Lux-i-Amylose-1 column, hexane/*iso*-propanol = 97:3, 1.0 mL/min, λ = 254 nm. Dr 93:7. Major diastereoisomer: *t*_r = 69.64 min (minor enantiomer), *t*_r = 75.63 min (major enantiomer) (er 99:1). Minor diastereoisomer: *t*_r = 31.56 min (major enantiomer), *t*_r = 88.51 min (minor enantiomer) (er 86:14). HRMS (ESI-QTOF) *m/z*: [M+Na]⁺ Calcd. for C₃₀H₂₃F₃N₂NaO₃ 539.1553; Found 539.1555.

(R)-1-Benzyl-3-((R)-1-(4-methoxyphenyl)-2-nitroethyl)-3-phenylindolin-2-one (7bd). Product **7bd** was obtained according to the general procedure, using oxindole **5b**, nitrostyrene **6d** and catalyst **Th-sq-11b**. The crude reaction mixture was purified by flash chromatography (Hexane/EtOAc: 8:1 to 4:1) leading to compound **7bd** as an inseparable mixture of diastereoisomers. White solid (58 mg, 0.12 mmol, 81%). $[\alpha]_D^{23} = +74.0$ [(c = 0.60, CHCl₃) (dr = 92:8, 94% ee for the major diastereomer)]. ¹H NMR for major diastereomer (500 MHz, CDCl₃) δ = 7.70 (dd, *J* = 8.3, 1.4 Hz, 2H), 7.43 (td, *J* = 7.5, 6.8, 1.5 Hz, 3H), 7.39-7.37 (m, 1H), 7.28-7.23 (m, 2H), 7.17-7.12 (m, 1H), 7.10-7.05 (m, 2H), 6.86-6.81 (m, 2H), 6.65-6.60 (m, 2H), 6.51 (dd, *J* = 7.8, 1.3 Hz, 1H), 6.44-6.40 (m, 2H), 5.00 (dd, *J* = 12.3, 12.3 Hz, 1H), 4.90 (dd, *J* = 15.2, 12.3 Hz, 1H), 4.90 (d, *J* = 16.1 Hz, 1H), 4.75 (dd, *J* = 15.2, 12.3 Hz, 1H), 4.25 (d, *J* = 16.1 Hz, 1H), 3.74 (s, 3H) ppm. ¹³C NMR for major diastereomer (101 MHz, CDCl₃) δ = 175.6, 159.5, 143.9, 136.4, 134.6, 130.5, 129.4, 129.2, 128.4, 128.4, 127.6, 127.4, 127.2, 126.5, 126.2, 125.8, 122.4, 113.8, 110.4, 77.0, 59.7, 55.0, 50.1, 43.9 ppm. IR (ATR): ν = 2915, 1709, 1610, 1552, 1514, 1468, 741, 691, 649 cm⁻¹. HPLC: Lux-i-Amylose-1 column, hexane/*iso*-propanol = 95:5, 1.0 mL/min, λ = 254 nm. Dr 92:8. Major diastereoisomer: *t*_r = 51.15 min (minor enantiomer), *t*_r = 54.42 min (major enantiomer) (er 97:3). Minor diastereoisomer: *t*_r = 35.17 min (major enantiomer), *t*_r = 64.61 min (minor enantiomer) (er 73:27). HRMS (ESI-QTOF) *m/z*: [M+Na]⁺ Calcd. for C₃₀H₂₆N₂NaO₄ 501.1785; Found 501.1787.

(R)-1-Benzyl-3-((R)-1-(naphthalen-2-yl)-2-nitroethyl)-3-phenylindolin-2-one (7be). Product **7be** was obtained according to the general procedure, using oxindole **5b**, nitrostyrene **6e** and catalyst **Th-sq-11b**. The crude reaction mixture was purified by flash chromatography (Hexane/EtOAc: 8:1 to 4:1) leading to compound **7be** as an inseparable mixture of diastereoisomers. Yellow oil (73 mg, 0.147 mmol, 98%). $[\alpha]_D^{23} = +39.7$ [(c = 0.90, CHCl₃) (dr = 93:7, 96% ee for the major diastereomer)]. ¹H NMR for major diastereomer (500 MHz, CDCl₃) δ = 7.81-7.76 (m, 3H), 7.62 (d, *J* = 8.2 Hz, 1H), 7.56-7.40 (m, 8H), 7.32-7.25

(m, 2H), 6.97 (dd, *J* = 8.8, 1.8 Hz, 1H), 6.87 (t, *J* = 7.5 Hz, 1H), 6.49-6.41 (m, 3H), 6.12 (dd, *J* = 7.9, 1.3 Hz, 2H), 5.17 (dd, *J* = 12.2, 11.5 Hz, 1H), 5.17 (dd, *J* = 12.2, 10.8 Hz, 1H), 4.85 (d, *J* = 16.6 Hz, 1H), 4.85 (dd, *J* = 11.5, 10.8 Hz, 1H), 4.13 (d, *J* = 16.1 Hz, 1H) ppm. ¹³C NMR (101 MHz, CDCl₃) δ = 175.5, 143.9, 136.4, 134.2, 133.2, 133.1, 131.6, 129.5, 129.4, 129.3, 128.5, 128.3, 128.1, 128.0, 127.6, 127.5, 127.3, 127.0, 126.4, 126.3, 126.3, 126.2, 126.0, 122.5, 110.5, 77.0, 59.6, 50.9, 43.9 ppm. IR (ATR): ν = 3060, 2919, 1709, 1609, 1552, 1489, 728, 695 cm⁻¹. HPLC: Lux-i-Amylose-1 column, hexane/*iso*-propanol = 95:5, 1.0 mL/min, λ = 254 nm. Dr 93:7. Major diastereoisomer: *t*_r = 54.60 min (minor enantiomer), *t*_r = 90.02 min (major enantiomer) (er 98:2). Minor diastereoisomer: *t*_r = 50.23 min (major enantiomer), *t*_r = 111.32 min (minor enantiomer) (er 78:22). HRMS (ESI-QTOF) *m/z*: [M+Na]⁺ Calcd. for C₃₃H₂₆N₂NaO₃ 521.1836; Found 521.1836.

(R)-1-Benzyl-3-((R)-1-(furan-2-yl)-2-nitroethyl)-3-phenylindolin-2-one (7bf). Product **7bf** was obtained according to the general procedure, using oxindole **5b**, nitrostyrene **6f** and catalyst **Th-sq-11b**. The crude reaction mixture was purified by flash chromatography (Hexane/EtOAc: 8:1 to 4:1) leading to compound **7bf** as an inseparable mixture of diastereoisomers. White solid (48 mg, 0.11 mmol, 73%). $[\alpha]_D^{23} = +144.3$ [(c = 0.60, CHCl₃) (dr = 84:16, 94% ee for the major diastereomer)]. ¹H NMR (500 MHz, CDCl₃) δ = 7.61 (d, *J* = 7.6 Hz, 2H), 7.45-7.21 (m, 9H), 7.03 (d, *J* = 2.0 Hz, 1H), 6.93 (dd, *J* = 6.6, 3.0 Hz, 2H), 6.64 (d, *J* = 7.8 Hz, 1H), 6.10 (dd, *J* = 3.3, 1.8 Hz, 1H), 5.96 (d, *J* = 3.3 Hz, 1H), 5.09 (dd, *J* = 12.6, 10.8 Hz, 1H), 5.09 (dd, *J* = 12.6, 11.4 Hz, 1H), 4.84 (d, *J* = 15.8 Hz, 1H), 4.66 (dd, *J* = 11.4, 10.7 Hz, 1H), 4.58 (d, *J* = 15.8 Hz, 1H) ppm. ¹³C NMR (101 MHz, CDCl₃) δ = 175.8, 148.5, 143.3, 142.5, 135.9, 135.0, 129.3, 129.2, 128.6, 128.5, 127.5, 127.4, 127.4, 127.1, 126.1, 122.4, 110.2, 110.0, 109.5, 75.0, 58.8, 44.6, 44.1 ppm. IR (ATR): ν = 2919, 1714, 1610, 1547, 1489, 745, 695 cm⁻¹. HPLC: Lux-i-Amylose-1 column, hexane/*iso*-propanol = 97:3, 1.0 mL/min, λ = 254 nm. Dr 84:16. Major diastereoisomer: *t*_r = 46.00 min (minor enantiomer), *t*_r = 199.72 min (major enantiomer) (er 97:3). Minor diastereoisomer: *t*_r = 75.12 min (major enantiomer), *t*_r = 79.92 min (minor enantiomer) (er 64:36). HRMS (ESI-QTOF) *m/z*: [M+Na]⁺ Calcd. for C₂₇H₂₂N₂NaO₄ 461.1472; Found 461.1475.

(3S,5'R)-1-Benzyl-5'-phenylspiro[indoline-3,4'-piperidine]-2,2'-dione (8). A mixture of Zn powder (340 mg, 5.2 mmol, 20 equivalents) and **7na** (119 mg, 0.26 mmol) in HOAc (1.8 mL) was heated at 70 °C overnight. When the reaction was finished, the mixture was filtered through a pad of celite and the filtrate was concentrated under vacuum. The mixture was redissolved in DCM and then an aqueous solution of NaHCO₃ was added until basic pH. The product was extracted with DCM (3 x 10 mL). The organic layer was washed with brine, dried over anhydrous MgSO₄, and concentrated under reduced pressure. The compound was purified by flash column chromatography on silica gel (EtOAc/MeOH 40:1 to 15:1) affording compound **8** as a white solid (83 mg, 0.216 mmol, 83%); m.p 166-168 °C. $[\alpha]_D^{23} = -131.7$ [(c = 1.00, CHCl₃) (88% ee for the major diastereomer)]. ¹H NMR for major diastereomer (500 MHz, CDCl₃) δ = 7.53 (dd, *J* = 7.4, 1.4 Hz, 1H), 7.28 (br s, 1H), 7.24 (m, 1H), 7.19 (td, *J* = 7.7, 1.3 Hz, 1H), 7.16-7.03 (m, 6H), 6.77 (d, *J* = 7.2 Hz, 2H), 6.46 (d, *J* = 7.6 Hz, 1H), 6.35 (d, *J* = 7.4 Hz, 2H), 5.03 (d, *J* = 16.0 Hz, 1H), 4.25 (d, *J* = 16.0 Hz, 1H), 4.01 (t, *J* = 11.9 Hz, 1H), 3.77-3.62 (m, 2H), 3.21 (d, *J* = 17.5 Hz, 1H), 2.44 (d, *J* = 17.5 Hz, 1H). ¹³C NMR for major diastereomer

(126 MHz, CDCl₃) δ = 176.6, 170.3, 142.8, 135.7, 134.7, 129.0, 128.6, 128.5, 128.5, 128.1, 127.1, 126.3, 124.3, 123.0, 109.8, 51.3, 45.2, 44.5, 43.8, 39.3 ppm. IR (ATR): ν = 3240, 3060, 3037, 2923, 1709, 1664, 1614, 758, 728, 695 cm⁻¹. HPLC: Lux-Amylose-1 column, hexane/*iso*-propanol = 90:10, 1.0 mL/min, λ = 254 nm. t_r = 47.04 min (major enantiomer), t_r = 106.17 min (minor enantiomer) (er 94:6). HRMS (ESI-QTOF) m/z : [M+Na]⁺ Calcd. for C₂₅H₂₂N₂NaO₂ 405.1573; Found 405.1577.

Acknowledgments

Authors thank Junta de Castilla y León (Projects FEDER-VA115P17, and VA149G18) for financial support. The aid in the X-Ray diffraction determination provided by Dr. R. García Rodríguez is also acknowledged.

Keywords: Asymmetric catalysis • Michael addition • Oxindoles • Thiosquaramides • Spiro compounds

- [1] For selected reviews see: a) Z. Zhang, P. R. Schreiner, *Chem. Soc. Rev.* **2009**, *38*, 1187. b) S. J. Connon, *Chem. Eur. J.* **2006**, *12*, 5418.
- [2] For selected reviews see: a) G. Koutouligenis, N. Kaplaneris, C. G. Kokotos, *Beilstein J. Org. Chem.* **2016**, *12*, 462. b) X. Fang, C.-J. Wang, *Chem. Commun.* **2015**, *51*, 1185. c) F. Giacalone, M. Gruttadauria, P. Agrigento, R. Noto, *Chem. Soc. Rev.* **2012**, *41*, 2406. d) C. Palomo, M. Oiarbide, R. López, *Chem. Soc. Rev.* **2009**, *38*, 632.
- [3] For selected reviews see: a) B.-L. Zhao, J.-H. Li, D.-M. Du, *Chem. Rec.* **2017**, *17*, 1. b) M. Tsakos, C. G. Kokotos, *Tetrahedron* **2013**, *69*, 10199. c) J. Alemán, A. Parra, H. Jiang, K. A. Jørgensen, *Chem. Eur. J.* **2011**, *17*, 6890. d) R. I. Storer, C. Aciro, L. H. Jones, *Chem. Soc. Rev.* **2011**, *40*, 2330.
- [4] G. Maahs, P. Hegenberg, *Angew. Chem. Int. Ed.* **1966**, *5*, 888.
- [5] T. Lu, S. E. Wheeler, *Chem. Eur. J.* **2013**, *19*, 15141.
- [6] For recent references see: a) R. B. P. Elmes, N. Busschaert, D. D. Czech, P. A. Gale, K. A. Jolliffe, *Chem. Commun.* **2015**, *51*, 10107. b) N. Busschaert, R. B. P. Elmes, D. D. Czech, X. Wu, I. L. Kirby, E. M. Peck, K. D. Hendzel, S. K. Shaw, B. Chan, B. D. Smith, K. A. Jolliffe, P. A. Gale, *Chem. Sci.* **2014**, *5*, 3617.
- [7] G. R. Frauenhoff, F. Takasagawa, D. H. Busch, *Inorg. Chem.* **1992**, *31*, 4002.
- [8] For the first references see: a) M. Rombola, V. H. Rawal, *Org. Lett.* **2018**, *20*, 514. b) M. Rombola, C. S. Sumaria, T. D. Montgomery, V. H. Rawal, *J. Am. Chem. Soc.* **2017**, *139*, 5297. Novel thiosquaramides have been reported during the writing this paper, see: c) S. Nagy, G. Dargó, P. Kisszékelyi, Z. Fehér, A. Simon, J. Barabás, T. Hóltzl, B. Mátravölgyi, L. Kárpáti, L. Drahos, P. Huszthy, J. Kupai, *New. J. Chem.* **2019**, *43*, 5948. d) M. Yang, M.; C. Chen, X. Yi, Y. Li, X. Wu, Q. Li, S. Ban, *Org. Biomol. Chem.* **2019**, *17*, 2883.
- [9] a) J. M. Andrés, A. Maestro, M. Valle, I. Valencia, R. Pedrosa, *ACS Omega* **2018**, *3*, 16591. b) J. M. Andrés, A. Maestro, M. Valle, R. Pedrosa, *J. Org. Chem.* **2018**, *83*, 5546. c) J. M. Andrés, M. González, A. Maestro, D. Naharro, R. Pedrosa, *Eur. J. Org. Chem.* **2017**, 2683.
- [10] C. V. Galliford, K. A. Scheidt, *Angew. Chem. Int. Ed.* **2007**, *46*, 8748.
- [11] B. Trost, M. K. Brennan, *Synthesis* **2009**, 3003.
- [12] a) X. Dou, B. Zhou, W. Yao, F. Zhong, C. Jiang, Y. Lu, *Org. Lett.* **2013**, *15*, 4920. b) K. Albertshofer, B. Tan, C. F. Barbas III, *Org. Lett.* **2012**, *14*, 1834. c) M. Ding, F. Zhou, Z.-Q. Qian, J. Zhou, *Org. Biomol. Chem.* **2010**, *8*, 2912.
- [13] a) C. Reiter, S. López-Molina, B. Schmid, C. Neiss, A. Görling, S. B. Tsogoeva, *ChemCatChem* **2014**, *6*, 1324. b) Y.-M. Li, X. Li, F.-Z. Peng, Z.-Q. Li, S.-T. Wu, Z.-W. Sun, H.-B. Zhang, Z.-H. Shao, *Org. Lett.* **2011**, *13*, 6200. c) X. Li, Y.-M. Li, F.-Z. Peng, S.-T. Wu, Z.-Q. Li, Z.-W. Sun, H.-B. Zhang, Z.-H. Shao, *Org. Lett.* **2011**, *13*, 6160. d) X. Li, B. Zhang, Z.-G. Xi, S. Luo, J.-P. Cheng, *Adv. Synth. Catal.* **2010**, *352*, 416. e) T. Bui, S. Syed, C. F. Barbas III, *J. Am. Chem. Soc.* **2009**, *131*, 8758.
- [14] B.-D. Cui, W.-Y. Han, Z.-J. Wu, X.-M. Zhang, W.-C. Yuan, *J. Org. Chem.* **2013**, *78*, 8833.
- [15] L. Zou, X. Bao, Y. Ma, Y. Song, J. Qu, B. Wang, *Chem Commun.* **2014**, *50*, 5760.
- [16] M. Ding, F. Zhou, Y.-L. Liu, C.-H. Wang, X.-L. Zhao, J. Zhou, *Chem. Sci.* **2011**, *2*, 2035.
- [17] X.-L. Liu, Z.-J. Wu, X.-L. Du, X.-M. Zhang, W.-C. Yuan, *J. Org. Chem.* **2011**, *76*, 4008.
- [18] R. He, S. Shirakawa, K. Maruoka, *J. Am. Chem. Soc.* **2009**, *131*, 16620.
- [19] C. Wang, X. Yang, D. Enders, *Chem. Eur. J.* **2012**, *18*, 4832.
- [20] W. Yang, J. Wang, D.-M. Du, *Tetrahedron: Asymmetry* **2012**, *23*, 972.
- [21] a) M.-X. Zhao, F.-H. Ji, X.-L. Zhao, Z.-Z. Han, M. Shi, *Eur. J. Org. Chem.* **2014**, 644. b) A. Noole, I. Järving, F. Werner, M. Lopp, A. Malkov, T. Kanger, *Org. Lett.* **2012**, *14*, 4922.
- [22] Y.-H. Liao, X.-L. Liu, Z.-J. Wu, L.-F. Cun, X.-M. Zhang, W.-C. Yuan, *Org. Lett.* **2010**, *12*, 2896.
- [23] X. Li, Z.-G. Xi, S. Luo, J.-P. Cheng, *Org. Biomol. Chem.* **2010**, *8*, 77.
- [24] J. M. Andrés, A. Maestro, P. Rodríguez-Ferrer, I. Simón, R. Pedrosa, *ChemistrySelect* **2016**, *1*, 5057.
- [25] J. M. Andrés, J. Losada, A. Maestro, P. Rodríguez-Ferrer, R. Pedrosa, *J. Org. Chem.* **2017**, *82*, 8444.
- [26] J. M. Andrés, R. Manzano, R. Pedrosa, *Chem. Eur. J.* **2008**, *14*, 5116.
- [27] CCDC 1913525 contains the crystallographic data for compound **7ha**. These data can be obtained free of charge from the Cambridge Crystallographic Data Center via www.ccdc.cam.ac.uk/data_request/cif.
- [28] For a recent example see: S. Jayakumar, K. Louven, C. Strohmman, K. Kumar, *Angew. Chem. Int. Ed.* **2017**, *56*, 15945.
- [29] For a recent review see: B. Yu, D.-Q. Yu, H.-M. Liu, *Eur. J. Med. Chem.* **2015**, *97*, 673.
- [30] X. Chen, W. Zhu, W. Qian, E. Feng, Y. Zhou, J. Wang, H. Jiang, Z.-J. Yao, H. Liu, H. *Adv. Synth. Catal.* **2012**, *354*, 2151.
- [31] M. B. Trost, J. Xie, J. D. Sieber, *J. Am. Chem. Soc.* **2011**, *133*, 20611.
- [32] T. Ishimaru, N. Shibata, J. Nagai, S. Nakamura, T. Toru, S. Kanemasa, *J. Am. Chem. Soc.* **2006**, *128*, 16488.
- [33] W.-T. Chen, L.-H. Gao, W.-H. Bao, W.-T. Wei, *J. Org. Chem.* **2018**, *83*, 11074.
- [34] J. E. Thomson, A. F. Kyle, K. A. Gallagher, P. Lenden, C. Concellón, K. A. Morrill, A. J. Miller, C. Joannesse, A. M. Z. Slawin, A. D. Smith, *Synthesis* **2008**, 17, 2805.
- [35] S.-H. Cao, X.-C. Zhang, Y. Wei, M. Shi, *Eur. J. Org. Chem.* **2011**, 2668.
- [36] A. Kamal, R. Mahesh, V. L. Nayak, K. S. Babu, G. B. Kumar, A. B. Shaik, J. S. Kapure, A. Alarifi, *Eur. J. Med. Chem.* **2016**, *108*, 476.
- [37] Z. Wu, X. Fang, Y. Leng, H. Yao, A. Lin, *Adv. Synth. Catal.* **2018**, *360*, 1289.
- [38] F. Auriá-Luna, E. Marqués-López, S. Mohammadi, R. Heiran, R. P. Herrera, *Molecules* **2015**, *20*, 15807.
- [39] V. Laina-Martín, J. Humbriás-Martín, J. A. Fernández-Salas, J. Alemán, *J. Chem. Commun.* **2018**, *54*, 2781.
- [40] M. F. Abo-Ashoura, W. M. Eldehnan, R.F. George, M.M. Abdel-Aziz, M.M. Elaasser, N. M. Abdel Gawad, A. Gupta, S. Bhakta, S. M. Abou-Seric, *Eur. J. Med. Chem.* **2018**, *160*, 49.

Entry for the Table of Contents (Please choose one layout)

Layout 1:

FULL PAPER

Text for Table of Contents (about 350 characters)

((Insert TOC Graphic here: max. width: 5.5 cm; max. height: 5.0 cm; NOTE: the final letter height should not be less than 2 mm.))

Key Topic*

Author(s), Corresponding Author(s)*

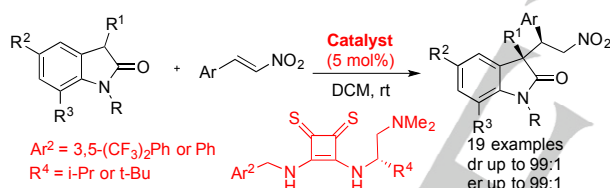
Page No. – Page No.

Title

*one or two words that highlight the emphasis of the paper or the field of the study

Layout 2:

FULL PAPER



Four novel chiral bifunctional thiosquaramides have been prepared from cyclopentyl dithiosquarates and diamines derived from natural L-Valine and L-tert-Leucine. The novel thiosquaramides have been tested as organocatalyst in the nitro-Michael addition of 3-substituted oxindoles to different β -aryl substituted nitroalkenes. The reaction occurred easily in high yields and excellent stereoselectivities.

Asymmetric Organocatalysis

Patricia Rodríguez-Ferrer,^[a] Daniel Naharro,^[a] Alicia Maestro,^[a] José M. Andrés,^{*,[a]} and Rafael Pedrosa.^{*,[a]}

Page No. – Page No.

Chiral Bifunctional Thiosquaramides as Organocatalysts in the Synthesis of Enantioenriched 3,3-Disubstituted Oxindoles