

# Chemical Science

Accepted Manuscript

This article can be cited before page numbers have been issued, to do this please use: A. Tortajada Navarro, L. J. Bole, M. Mu, M. Stanford, M. N. Peñas-Defrutos, M. Garcia-Melchor and E. Hevia, *Chem. Sci.*, 2023, DOI: 10.1039/D3SC01705B.



This is an Accepted Manuscript, which has been through the Royal Society of Chemistry peer review process and has been accepted for publication.

Accepted Manuscripts are published online shortly after acceptance, before technical editing, formatting and proof reading. Using this free service, authors can make their results available to the community, in citable form, before we publish the edited article. We will replace this Accepted Manuscript with the edited and formatted Advance Article as soon as it is available.

You can find more information about Accepted Manuscripts in the [Information for Authors](#).

Please note that technical editing may introduce minor changes to the text and/or graphics, which may alter content. The journal's standard [Terms & Conditions](#) and the [Ethical guidelines](#) still apply. In no event shall the Royal Society of Chemistry be held responsible for any errors or omissions in this Accepted Manuscript or any consequences arising from the use of any information it contains.

## ARTICLE

# Sodium Mediated Deprotonative Borylation of Arenes Using Sterically Demanding $B(CH_2SiMe_3)_3$ : Unlocking Polybasic Behaviour and Competing Lateral Borane Sodiation

Andreu Tortajada,<sup>a</sup> Leonie J. Bole,<sup>a†</sup> Manting Mu,<sup>b†</sup> Martin Stanford,<sup>a</sup> Marconi N. Peñas-Defrutos,<sup>b,c</sup> Max García-Melchor,<sup>b\*</sup> and Eva Hevia<sup>a\*</sup>

Received 00th January 20xx,  
Accepted 00th January 20xx

DOI: 10.1039/x0xx00000x

The deprotonative metalation of organic molecules has become a convenient route to prepare functionalised aromatic substrates. Amongst the different metallating reagents available, sodium bases have recently emerged as a more sustainable and powerful alternative to their lithium analogues. Here we report the study of the sterically demanding electrophilic trap  $B(CH_2SiMe_3)_3$  for the deprotonative borylation of arenes using NaTMP (TMP = 2,2,6,6-tetramethylpiperidide) in combination with tridentate Lewis donor PMDETA (PMDETA = *N,N,N',N'',N'''*-pentamethyldiethylenetriamine). Using anisole and benzene as model substrates, unexpected polybasic behaviour has been uncovered, which enables the formal borylation of two equivalents of the relevant arene. The combination of X-ray crystallographic and NMR monitoring studies with DFT calculations has revealed that while the first B–C bond forming process takes place via a sodiation/borylation sequence to furnish  $[(PMDETA)NaB(Ar)(CH_2SiMe_3)_3]$  (**I**) species, the second borylation step is facilitated by the formation of a borata-alkene intermediate, without the need of an external base. For non-activated benzene, it has also been found that under stoichiometric conditions the lateral sodiation of  $B(CH_2SiMe_3)_3$  becomes a competitive reaction pathway furnishing a novel borata-alkene complex. Showing a clear alkali-metal effect, the use of the sodium base is key to access this reactivity, while the metalation/borylation of the amine donor PMDETA is observed instead when LiTMP is used.

## Introduction

Organic boranes and boronates have become very powerful building blocks in organic synthesis, being fundamental in key transformations such as Suzuki-Miyaura cross-couplings,<sup>1</sup> Chan-Lan couplings,<sup>2</sup> homologation reactions via 1,2-metalate rearrangements<sup>3</sup> or radical-mediated reactions.<sup>4</sup> One of the traditional doorways to these organoboron reagents has been the reaction of organometallic nucleophiles (typically organolithium or Grignard reagents) with boron-based electrophiles, such as  $BX_3$  ( $X = F, Cl$ ),<sup>5</sup>  $B(OR)_3$ <sup>6</sup> or HBpin.<sup>7</sup> However, the use of organometallic reagents presents some drawbacks, namely they are prepared from pre-functionalised molecules (usually organic halides), their formation is often troublesome, and they show a low functional group tolerance. To overcome some of these limitations, the use of strong non-nucleophilic bases in deprotonative metalation has emerged as a powerful alternative. These allow the metalated species to be generated from unfunctionalized molecules at low temperatures and/or in low concentrations, which can be then reacted with electrophilic boron molecules to prepare the

corresponding boron derivatives.<sup>8</sup> However, most studies reported to date lack an evaluation of the substituent's influence in the boron-based moieties.

Recently, we have shown that the use of NaTMP (TMP = 2,2,6,6-tetramethylpiperidide) in the deprotonation of arenes results in an equilibrium between the metalated arene and the sodiated amide, which was key to develop a catalytic hydrogen isotope exchange for the deuteration of arenes.<sup>9</sup> The use of the bulky Lewis acidic  $B(OiPr)_3$  was essential to push the equilibrium forward, allowing the deprotonative borylation of a wide range of aromatic compounds with good yields. This reaction enabled the functionalization of arenes ranging from reactive fluoroarenes to simple and much less reactive aromatic organic substrates such as benzene, naphthalene or anisole.<sup>10</sup> During the study of this transformation, we realised that the use of  $B(OMe)_3$  instead of  $B(OiPr)_3$  almost suppressed the formation of the desired C–B bond (Figure 1a). NMR reaction monitoring studies and the trapping of key reaction intermediates suggest that this particular reactivity is underpinned by the steric incompatibility of NaTMP and  $B(OiPr)_3$ , while the tridentate amine PMDETA (PMDETA = *N,N,N',N'',N'''*-pentamethyldiethylenetriamine) induces the de-aggregation of NaTMP, enhancing its kinetic basicity.

Intrigued by these findings, we wondered whether the use of other bulkier boranes (Figure 1b) could improve the base-mediated borylation of arenes. Previously, in collaboration with Mulvey, we successfully employed the lithium amide LiTMP in combination with a sterically demanding group 13 metal trap, such as  $Al(TMP)Bu_2$  and

<sup>a</sup> Department für Chemie und Biochemie, Universität Bern, Freiestrasse 3, 3012 Bern (Switzerland). E-mail: [eva.hevia@unibe.ch](mailto:eva.hevia@unibe.ch)

<sup>b</sup> School of Chemistry, CRANN and AMBER Research Centres, Trinity College Dublin, College Green, Dublin 2 (Ireland). E-mail: [garciamm@tcd.ie](mailto:garciamm@tcd.ie)

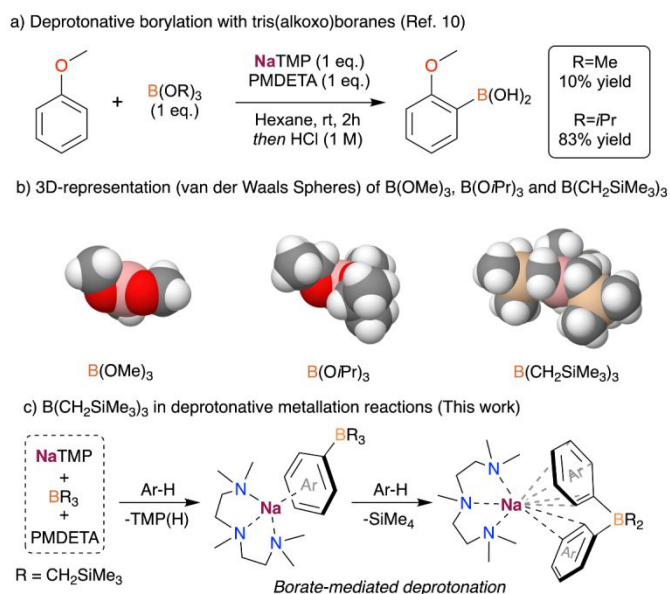
<sup>c</sup> IU CINQUIMA/Química Inorgánica, Facultad de Ciencias, Universidad de Valladolid, 47071-Valladolid, Spain.

<sup>†</sup>Equal contribution

Electronic Supplementary Information (ESI) available: Experimental section, NMR spectra, DFT calculations. CCDC 2245605-2245610. See DOI: 10.1039/x0xx00000x



$\text{Ga}(\text{CH}_2\text{SiMe}_3)_3$ , for the regioselective metalation of fluoroarenes and diazines.<sup>11</sup> Key for the success of these *Trans-Metal-Trapping (TMT)* approaches is the lack of co-complexation between the two homometallic components.<sup>12</sup> Inspired by this work, the bulky trialkyl borane  $\text{B}(\text{CH}_2\text{SiMe}_3)_3$  was chosen as a boron-based electrophile for this study. This reagent has been reported to have a reduced Lewis acidity when compared to its heavier analogues  $\text{Al}_2(\text{CH}_2\text{SiMe}_3)_6$  and  $\text{Ga}(\text{CH}_2\text{SiMe}_3)_3$ .<sup>13</sup> This, coupled with the smaller size of B compared to Al and Ga, makes  $\text{B}(\text{CH}_2\text{SiMe}_3)_3$  a great candidate for deprotonative metalations in combination with NaTMP, minimising the opportunities for co-complexation with the sodium amide.



**Figure 1.** Trivalent boron species as trapping agents in sodium-mediated deprotonative metalation reactions.

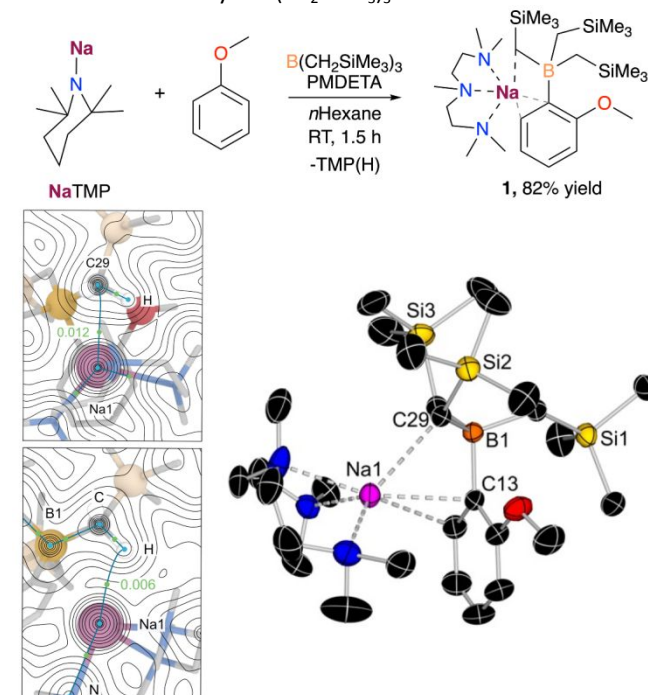
Assessing the influence of increasing steric incompatibility in sodium-mediated borylation reactions, here we report the reactivity of NaTMP/PMDETA/ $\text{B}(\text{CH}_2\text{SiMe}_3)_3$  combinations with arenes. Using anisole and benzene as model substrates, we uncover a unique polybasic behaviour which enables the formal borylation of two equivalents of the relevant arene (Figure 1c). By combining spectroscopic studies of the trapped key reaction intermediates and density functional theory (DFT) calculations, we provide mechanistic insights into this unexpected reactivity. Furthermore, we report the sodiation of the trialkylborane as a competitive reaction pathway when using non-activated substrates such as benzene under stoichiometric conditions.

## Results and discussion

We began our studies using anisole, a classical substrate in directed *ortho* metalation chemistry.<sup>14</sup> Using an equimolar mixture of NaTMP and PMDETA as a metalating base in combination with  $\text{B}(\text{CH}_2\text{SiMe}_3)_3$ , the sodium borate [(PMDETA)NaB( $\text{C}_6\text{H}_4\text{-OMe}$ )( $\text{CH}_2\text{SiMe}_3$ )<sub>3</sub>] (**1**) could be obtained at room temperature after 1.5 h in 82% yield (Figure 2). Mechanistic DFT studies (see ESI for details) revealed that the monomeric PMDETA-NaTMP is the active species in the deprotonation of anisole, yielding a sodiated intermediate

which subsequently undergoes C–B bond formation to afford complex **1** (see Figure S1). According to calculations, the most energy demanding step is the deprotonation of anisole with a Gibbs energy barrier in *n*-hexane of +16.1 kcal/mol, while C–B bond formation requires a lower barrier of +14.3 kcal/mol. Interestingly a close inspection to **TS1** (Figure S2 in ESI) revealed that contrasting with previous mechanistic studies on the directed-*ortho*-lithiation of anisole, where it has been proposed that the substrate interacts with the RLi reagent by forming a Li–O bond in a prelithiation complex as a reaction intermediate (Complex Induced Proximity Effect, CIPE),<sup>15</sup> here Na adopts a perpendicular disposition,  $\pi$ -engaging with the C that is going to experience the metalation, and does not interact with the OMe substituent.

Overall, the formation of **1** is predicted to be both kinetically and thermodynamically feasible at room temperature, in agreement with experimental observations. This reactivity, however, contrasts with that previously reported when using NaTMP/TMEDA in combination with  $\text{Ga}(\text{CH}_2\text{SiMe}_3)_3$ , which results in the relevant *ortho*-gallated product in a modest 17% yield.<sup>11b</sup> This has been attributed to the formation of a sodium gallate via co-complexation of the two homometallic components, which lacks sufficient basicity to promote the C–H bond cleavage in anisole. The undesired co-complexation is suppressed in this work by the smaller-sized B atom and the weaker Lewis acidity of  $\text{B}(\text{CH}_2\text{SiMe}_3)_3$ .



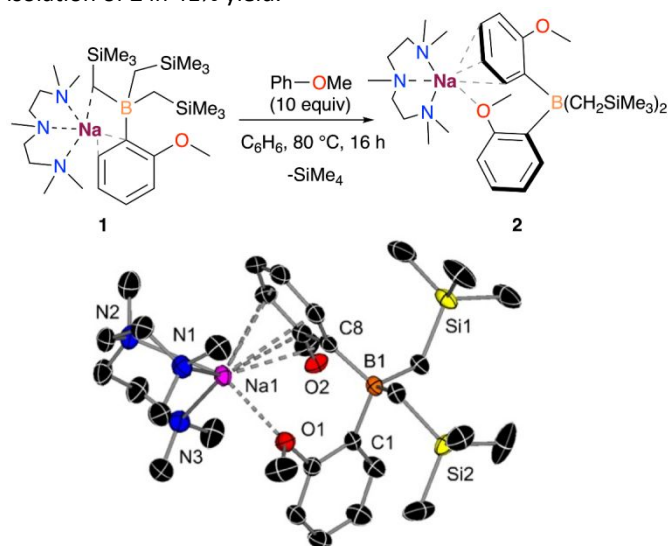
**Figure 2.** Deprotonative borylation of anisole carried out in this work. Bottom left: Electron density contour maps for complex **1** generated from the QTAIM analysis depicting the computed bond critical points (BCPs) and nuclear critical points (NCPs) as green and blue dots, respectively. The  $\rho(r)$  values at the selected BCPs for (Na1...H) and (Na1...C29) are shown in a.u. Bottom right: X-ray crystal structure of [(PMDETA)NaB( $\text{C}_6\text{H}_4\text{-OMe}$ )( $\text{CH}_2\text{SiMe}_3$ )<sub>3</sub>] (**1**) with 50% probability displacement ellipsoids. H atoms have been omitted for clarity.

The selective formation of the C–B bond was confirmed by X-ray crystallographic studies, with compound **1** displaying an



interacting ion-pair structure wherein the Na atom solvated by the tridentate donor PMDETA is forming a  $\pi$ -interaction with the aromatic ring via two C atoms (Na–C distances of 2.6381(13) and 2.7985(15) Å, Figure 2). Surprisingly, the oxygen atom does not present a coordinative interaction with the sodium centre, presumably due to the more favourable interactions between sodium and the aromatic ring in anisole and the B(CH<sub>2</sub>SiMe<sub>3</sub>)<sub>3</sub> moiety. Further examination of the structure of **1** via quantum theory of atoms and molecules (QTAIM) analysis confirmed the presence of a non-covalent interaction between Na and one of the CH<sub>2</sub> moieties of the silyl group in close proximity to Na. This is evidenced by the presence of bond critical points (BCP) between Na1...H and Na1...C29, with electron density of 0.006 and 0.012 a.u. (Figure 2), and the DFT-calculated distances of 2.427 and 3.081 Å, respectively, which agrees with the observed Na1...C29 distance of 2.8247(13) Å in the solid state. While this latter distance is longer than those reported for isolated [(L)NaCH<sub>2</sub>SiMe<sub>3</sub>]<sub>n</sub> complexes (from *ca.* 2.467 to 2.732 Å),<sup>16</sup> it is closer to those found in related heterobimetallic systems such as [(TMEDA)Na(TMP)M(CH<sub>2</sub>SiMe<sub>3</sub>)<sub>2</sub>] (M = Zn, Fe), where the alkyl group is bridging the Na and other divalent metals (Na–C distances of 2.787 and 2.838 Å for NaZn and NaFe systems, respectively).<sup>17</sup>

While monitoring the formation of **1** in solution via <sup>1</sup>H NMR spectroscopy, a small amount of a second product was observed in the presence of a slight excess of anisole, containing the characteristic resonances for a 2-anisyl fragment. Interestingly, this second product was formed exclusively when **1** was reacted with 10 equivalents of anisole in benzene at 80 °C, obtaining the borate [(PMDETA)NaB(C<sub>6</sub>H<sub>4</sub>-OMe)<sub>2</sub>(CH<sub>2</sub>SiMe<sub>3</sub>)<sub>2</sub>] (**2**) with the full conversion of compound **1**, based on the recorded <sup>1</sup>H NMR data. The crystallization of the crude reaction mixture at low temperatures allowed the isolation of **2** in 41% yield.



**Figure 3.** Deprotonative borylation of anisole with **1**. X-ray crystal structure of (PMDETA)Na[(anisyl)<sub>2</sub>B(CH<sub>2</sub>SiMe<sub>3</sub>)<sub>2</sub>] (**2**) with 50% probability displacement ellipsoids. H atoms have been omitted for clarity.

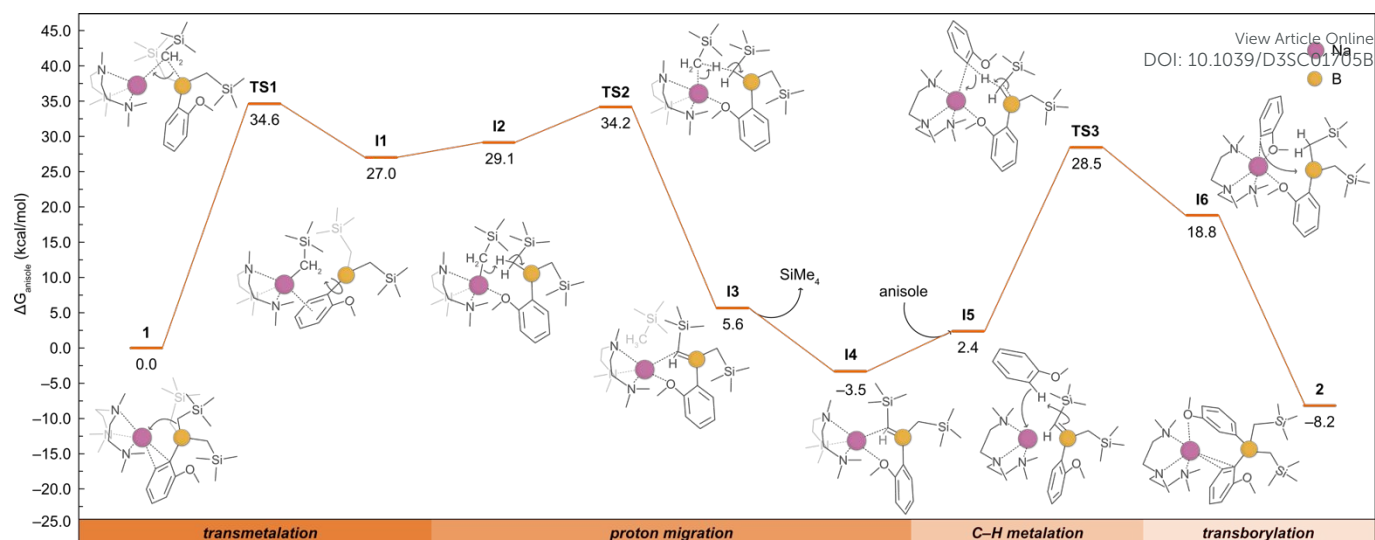
X-ray crystallographic studies confirmed the interacting ion-pair structure of the sodium borate **2** in which boron is bound to two

-CH<sub>2</sub>SiMe<sub>3</sub> groups and two C2-anisyl fragments. The {Na(PMDETA)}<sup>+</sup> cation binds to the two aryls, although in two distinct coordination modes. Particularly, one of them  $\pi$ -engages with the Na fragment in an  $\eta^6$  fashion (Na–C distances ranging from 2.9543(17) to 3.1403(18) Å), whereas the second ring interacts through a Na–O dative bond via the OMe substituent (Na–O distance of 2.4549(13) Å).

Although the formation of **2** could be rationalised with **1** undergoing a ligand redistribution process, the fact that **2** forms quantitatively when using an excess of anisole rules out this possibility. Furthermore, when monitoring the reaction by <sup>1</sup>H NMR, the formation of SiMe<sub>4</sub> was also observed, consistent with the formal borylation of a second equivalent of anisole employing one of the alkyl groups present in **1**. We also found that further heating of **2** in the presence of an excess of anisole does not promote the activation of any further alkyl groups on the borate. We also noted that using B(OiPr)<sub>3</sub> instead of B(CH<sub>2</sub>SiMe<sub>3</sub>)<sub>3</sub> under the same conditions does not lead to the borylation of a second equivalent of anisole. Intrigued by these findings, which suggest that one of the *a priori* inert alkyl groups at the boron undergoes activation towards the deprotonative borylation of a second equivalent of anisole, we next investigated the reaction mechanism for the formation of **2** by DFT calculations. Based on previous experimental studies,<sup>16b</sup> we began by considering the monometallic sodium complex [(PMDETA)NaCH<sub>2</sub>SiMe<sub>3</sub>] as the active species. However, the formation of [(PMDETA)NaCH<sub>2</sub>SiMe<sub>3</sub>] alongside with [B(C<sub>6</sub>H<sub>4</sub>-OMe)(CH<sub>2</sub>SiMe<sub>3</sub>)<sub>2</sub>] from **1** is predicted to be thermodynamically very unfavourable (*i.e.*, +25.2 kcal/mol). This energy difference increases the overall barriers of the located mono- and dimeric homometallic Na transition states to +43.1 and +41.6 kcal/mol (see Figures S4 and S5), respectively, rendering these pathways kinetically unfeasible under reaction conditions of this work. In addition, we explored other monometallic Na species, but all of them exhibited energy barriers higher than *ca.* +45 kcal/mol (Figure S3). These results were further supported via a control experiment which showed no reactivity when [(PMDETA)NaCH<sub>2</sub>SiMe<sub>3</sub>] and compound **1** were mixed in a C<sub>6</sub>D<sub>6</sub> solution. Next, we considered the deprotonation of the substrate with the -CH<sub>2</sub>SiMe<sub>3</sub> group from the NaB interacting ion-pair **1**, whereby the H from the substrate is directly transferred to the C atom of the alkyl group, breaking the C–B bond and forming a Na–C bond and SiMe<sub>4</sub>. Again, all the transition states located for this process (Figure S3) feature energy barriers above +38.7 kcal/mol, making this reaction unlikely at the experimental conditions. We then posited that the high barriers may be due to the cleavage of the strong B–C bond and proposed the alternative mechanism, depicted in Figure 4, which involves the intramolecular release of SiMe<sub>4</sub> with the concomitant formation of a B=C bond prior to the C–H deprotonation of anisole. This pathway begins with the intramolecular transmetalation of one of the CH<sub>2</sub>SiMe<sub>3</sub> groups in **1**, giving rise to the first reaction intermediate **I1**. This process occurs via **TS1** and requires an energy barrier of +34.6 kcal/mol, which seems reasonable under the experimental conditions, *i.e.* 80°C, excess of substrate, 12h. From **I1**, there is a rearrangement to form **I2**, followed by the migration of the H







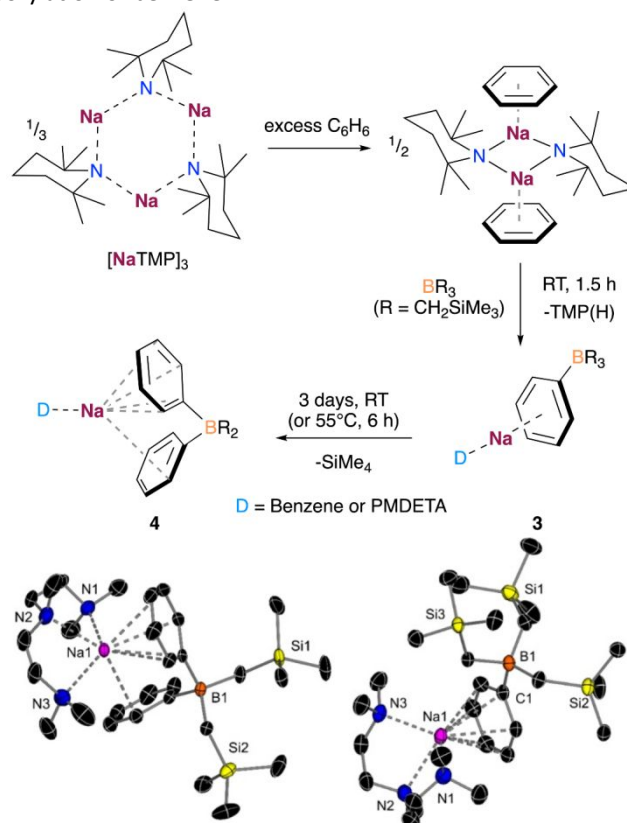
**Figure 4.** Gibbs energy profile for the deprotonative borylation of anisole from **1** to afford **2**. Gibbs energies are calculated at the experimental conditions of 353.15 K and 1 atm, in anisole as solvent (see ESI for details). The bottom bar highlights the four main reaction steps, and the detailed mechanism is shown with the aid of curly arrows.

from the borylated  $\text{CH}_2$  fragment to the sodiated  $-\text{CH}_2\text{SiMe}_3$  group via a transition state (**TS2**) with an overall barrier of +34.2 kcal/mol. Subsequently, the elimination of  $\text{SiMe}_4$  to yield the sodiated borata-alkene **I4** occurs in an exergonic process by  $-3.5$  kcal/mol, driving the reaction forward. Once formed, the intermediate **I4** is able to deprotonate the second equivalent of anisole thanks to the nucleophilic carbon in the  $\text{C}=\text{B}$  bond, leading to **I6** in which the newly generated  $\text{C}2$ -anisyl fragment is bound to Na. This step takes place via **TS3** with an overall energy barrier of 32.0 kcal/mol. The final product **2** is then obtained via intramolecular transborylation, a step which makes the whole process exergonic by  $-8.2$  kcal/mol.

Based on the above findings and the ability of NaTMP to promote the sodiation of unactivated arenes such as benzene,<sup>9,10</sup> although only negligible yields in the absence of a trapping agent, we decided to investigate the deprotonative borylation of benzene using  $\text{B}(\text{CH}_2\text{SiMe}_3)_3$ . When benzene was used as a solvent, we observed by  $^1\text{H}$  DOSY NMR the formation of a solvated dimer of the sodium amide, as shown in Figure 5. De-aggregation of the NaTMP trimer increases the basicity of the sodium amide, enabling the formation of PhNa which can be trapped *in situ* by the reaction with  $\text{B}(\text{CH}_2\text{SiMe}_3)_3$  to form the corresponding borate  $[(\text{benzene})_x\text{NaB}(\text{Ph})(\text{CH}_2\text{SiMe}_3)_3]$ . Addition of the chelating donor PMDETA allowed the crystallization and isolation of the borate  $[(\text{PMDETA})\text{NaB}(\text{Ph})(\text{CH}_2\text{SiMe}_3)_3]$  **3** in 32% crystalline yield.

Interestingly, in a similar way to **1**, when the reaction mixture was reacted in the presence of an excess of benzene for longer periods of time or at higher temperatures, the deprotonative borylation of a second equivalent of benzene was observed. This produced the borate  $[(\text{benzene})_x\text{NaB}(\text{Ph})_2(\text{CH}_2\text{SiMe}_3)_2]$ , which could be crystallized in the presence of PMDETA as  $[(\text{PMDETA})\text{NaB}(\text{Ph})_2(\text{CH}_2\text{SiMe}_3)_2]$  (**4**) in 60% yield. Both borates **3** and **4** present a contacted ion-pair structure, wherein the Na atom is coordinated to a benzene ring in a  $\eta^6$  fashion and one PMDETA ligand. In addition, the second benzene ring in **4** features a single contact with the Na atom through the *ortho* C

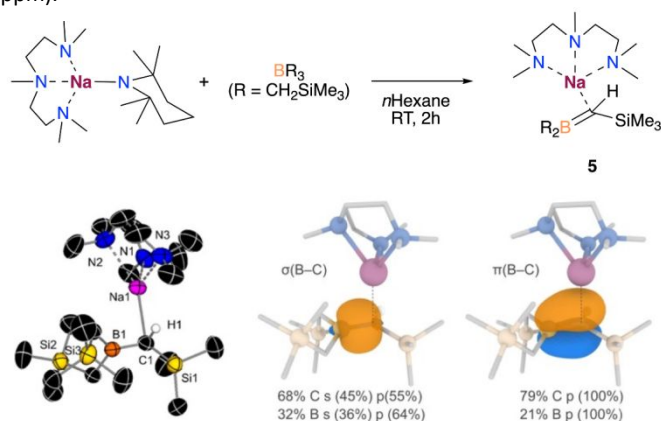
atom of the ring (Figure 5). This second deprotonation/arylation demonstrates that the borate mediated metalation of arenes is not restricted to anisole and can occur as well with benzene if present in vast excess (as solvent). Similar to anisole, monitoring the reaction by  $^1\text{H}$  NMR spectroscopy revealed the formation of  $\text{SiMe}_4$ , suggesting a similar reaction mechanism for the second borylation of benzene.



**Figure 5.** Deprotonative borylation of benzene. X-ray crystal structure of  $(\text{PMDETA})\text{Na}[\text{PhB}(\text{CH}_2\text{SiMe}_3)_3]$  (**3**, right) and  $(\text{PMDETA})\text{Na}[\text{Ph}_2\text{B}(\text{CH}_2\text{SiMe}_3)_2]$  (**4**, left) with 50% probability displacement ellipsoids. H atoms have been omitted for clarity.



Since benzene is both the substrate and solvent of the reaction and is present in a vast excess, we next attempted the borylation reaction under stoichiometric conditions, like with anisole in the formation of **1** (Figure 2). Hence, we reacted one equivalent of benzene with an equimolar mixture of NaTMP and PMDETA in *n*-hexane.  $^1\text{H}$  NMR monitoring studies revealed that this reaction does not result in the sodium borate **3**, but a novel borata-alkene [(PMDETA)Na(Me<sub>3</sub>Si)HC=B(CH<sub>2</sub>SiMe<sub>3</sub>)<sub>2</sub>] (**5**). This complex displays a characteristic signal in the  $^{11}\text{B}$  NMR spectrum with a chemical shift of 49.3 ppm, which is an intermediate value between tricoordinate B(CH<sub>2</sub>SiMe<sub>3</sub>)<sub>3</sub> ( $\delta$  = 78.9 ppm) and tetracoordinated borates (ranging from -15 to -13 ppm), and similar to other reported sodium borata-alkenes (40.9-42.2 ppm).<sup>18a</sup>



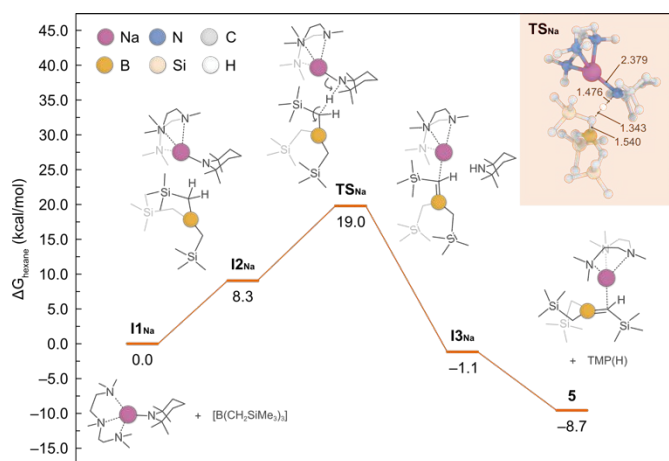
**Figure 6.** Top: Deprotonative sodiation of B(CH<sub>2</sub>SiMe<sub>3</sub>)<sub>3</sub>. Bottom left: X-ray crystal structure of [(PMDETA)Na(Me<sub>3</sub>Si)HC=B(CH<sub>2</sub>SiMe<sub>3</sub>)<sub>2</sub>] (**5**) with 50% probability displacement ellipsoids. H atoms, except the ones attached to C1, have been omitted for clarity. Bottom middle and right: isosurfaces (isovalue = 0.06 a.u.) depicting the  $\sigma$ (B-C) and  $\pi$ (B-C) natural bond orbitals (NBOs) involved in the formation of the C=B double bond in **5**. The different contributions from the atomic orbitals to the NBOs are also shown.

Compound **5** is formed through the competing deprotonation of the borane B(CH<sub>2</sub>SiMe<sub>3</sub>)<sub>3</sub> by NaTMP-PMDETA and could be rationally isolated as a pure crystalline solid in 59% yield when the reaction was carried out in *n*-hexane and in the absence of benzene (see ESI for details). While previous studies have shown the ability of organolithium reagents to deprotonate alkylboranes without reacting with the Lewis acid boron centre to form the corresponding borata-alkene,<sup>19</sup> the use of other heavier alkali-metal amides for the selective deprotonation of these compounds remains scarce.

The crystal structure of **5** was confirmed by X-ray diffraction, which displays a shortened C-B bond (1.476(3) vs 1.609(3) and 1.610(3) Å, Figure 6). This distance is similar to that found in C=B double bonds, which typically range from *ca.* 1.377 to 1.570 Å.<sup>18</sup> The nature of the C-B bond in **5** was further investigated by natural bonding orbital (NBO) analysis, which confirmed the double bond character based on the occupancies of the relevant  $\sigma$  and  $\pi$ -bond NBOs (1.97 and 1.87 a.u., respectively, see Figure 6). The higher contribution observed from the C compared to B in the NBOs also highlights the nucleophilic character of the C atom, which accounts for the observed reactivity, as discussed below. The multiple bond character was also confirmed through QTAIM analysis by examining the electron density at the C-B BCPs (0.195 a.u., see Table S3 and Figure S5 for details).

Reactivity studies showed that **5** is unreactive towards benzene or anisole metalation, ruling out this species as an intermediate in the formation of the sodium borates **1** and **3**. The different reactivity observed for **5** and the previously suggested **14** (Figure 4) might arise from the higher steric bulk of the two -CH<sub>2</sub>SiMe<sub>3</sub> groups, stabilising the borata-alkene **5** and allowing its isolation. In addition, **5** is not observed when reacting NaTMP/PMDETA and B(CH<sub>2</sub>SiMe<sub>3</sub>)<sub>3</sub> with an equimolar amount of anisole (*vide supra*). Thus, these findings point out the formation of **5** as a deactivating pathway in the deprotonative borylation of non-activated arenes such as benzene, which can be minimised by using a large excess of substrate.

To shed light into the formation of compound **5**, we performed DFT calculations to elucidate the underlying reaction mechanism. Based on these results, we propose that PMDETA promotes the deaggregation of the starting reactant {NaTMP}<sub>3</sub> to yield the more activated monomeric species [(PMDETA)Na(TMP)]. The formation of such species is predicted to be exergonic by -12.3 kcal/mol and in equilibrium with the dimeric form {[(PMDETA)Na(TMP)]<sub>2</sub>} (-0.2 kcal/mol). However, because of the steric hindrance between [(PMDETA)Na(TMP)] and B(CH<sub>2</sub>SiMe<sub>3</sub>)<sub>3</sub>, the co-complexation reaction is precluded and the sodiation of the borylated CH<sub>2</sub> group is favoured instead. This process, depicted in Figure 7, involves a monomeric transition state (TS<sub>Na</sub>) with an energy barrier of 19.0 kcal/mol; the dimeric equivalent was also considered and found to be higher in energy of 30.6 kcal/mol. This relatively low barrier of 19.0 kcal/mol and the fact that the overall reaction is exergonic by -8.7 kcal/mol is consistent with the experimental observation of the product **5** at room temperature.

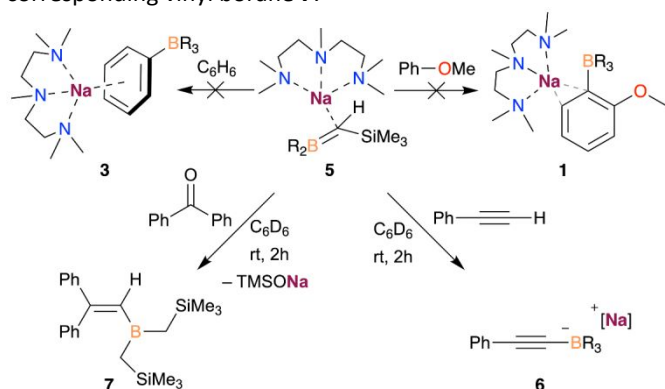


**Figure 7.** Gibbs energy profile for the deprotonative sodiation of B(CH<sub>2</sub>SiMe<sub>3</sub>)<sub>3</sub> with NaTMP-PMDETA to afford **5**. Gibbs energies are calculated at the experimental conditions of 298.15 K and 1 atm, in *n*-hexane as solvent. The detailed mechanism is shown with the aid of curly arrows. In the inset shows the optimised structure of TS<sub>Na</sub> with the most relevant bond distances (in Å).

Given that **5** can be accessed via direct sodiation of the borane B(CH<sub>2</sub>SiMe<sub>3</sub>)<sub>3</sub> and the nucleophilic character of the B=C bond, we posited that the borata-alkene **14** could be an *en route* intermediate to yield the bis(aryl) sodium borates **2** and **4** (Figure 4). Unfortunately, all the attempts to isolate **14** from the reaction mixture in the presence of an excess of anisole were unsuccessful. This is, however, in line with DFT calculations



which predict that intermediate **14** may not accumulate in solution since the rate of its disappearance (**TS3**, 32.0 kcal/mol) is faster than its formation (**TS1**, 34.6 kcal/mol). Moreover, **14** is thermodynamically less stable than **2** (by 4.7 kcal/mol), shifting the overall reaction forward towards the formation of **2**. Although **14** could not be isolated experimentally, further evidence supporting the formation of this intermediate species was found when **1** was heated in cyclohexane-*d*<sub>12</sub> at 80°C in the absence of anisole, observing partial decomposition with multiple products and concomitant formation of SiMe<sub>4</sub>. Further reactivity studies with compound **5**, summarised in Scheme 1, show that this species is sufficiently basic to deprotonate the terminal proton of phenylacetylene, forming the corresponding borate [(PMDETA)NaB(C<sub>6</sub>H<sub>5</sub>C≡C)(CH<sub>2</sub>SiMe<sub>3</sub>)<sub>3</sub>] (**6**), as evidenced by <sup>1</sup>H and <sup>11</sup>B NMR spectroscopies (see ESI for details). Moreover, **5** can react with benzophenone via nucleophilic attack, leading to the sodium alkoxide which subsequently undergoes Peterson elimination to afford the corresponding vinyl borane **7**.<sup>20</sup>



Scheme 1. Reactivity of compound **5** with benzophenone and phenylacetylene.

Evidencing a clear alkali-metal effect, we noted that LiTMP/PMDETA fails to metalate B(CH<sub>2</sub>SiMe<sub>3</sub>)<sub>3</sub>. Interestingly, an equimolar mixture of these components furnished the borylation product [(Me<sub>2</sub>NCH<sub>2</sub>CH<sub>2</sub>N(Me)CH<sub>2</sub>CH<sub>2</sub>N(Me)CH<sub>2</sub>)LiB(CH<sub>2</sub>SiMe<sub>3</sub>)<sub>3</sub>] (**8**), which could be isolated as crystals in a 39% yield (Figure 8).

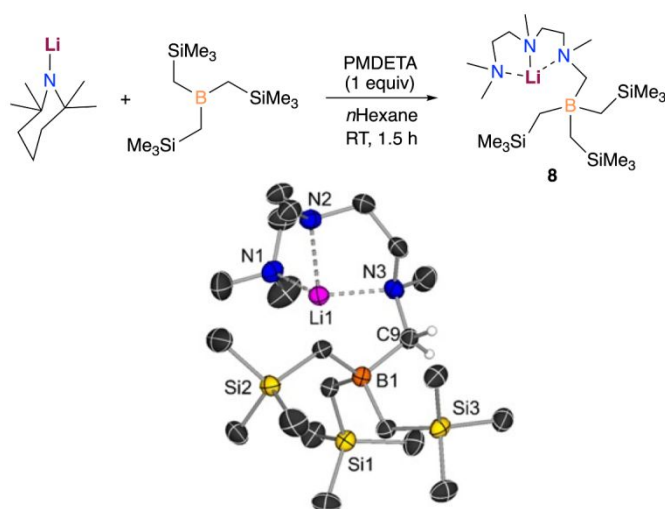


Figure 8. Deprotonative borylation of the Lewis donor PMDETA with LiTMP/B(CH<sub>2</sub>SiMe<sub>3</sub>)<sub>3</sub>. X-ray crystal structure of [(PMDETA)LiB(CH<sub>2</sub>SiMe<sub>3</sub>)<sub>3</sub>] (**8**) with 30%

probability displacement ellipsoids. H atoms, except the ones attached to C9, have been omitted for clarity. DOI: 10.1039/D3SC01705B

In this case, the lithium amide promotes the regioselective deprotonative borylation of one of the methyl groups of the Lewis donor PMDETA, leaving the alkyl groups on boron untouched. This is well supported by our computational results which show that the formation of the analogue lithiation product (**5-Li**) requires a higher energy barrier (+28.4 kcal/mol vs +19.0 kcal/mol). In addition, the formation of **5-Li** is predicted to be thermodynamically less favourable than that of the experimentally observed borylation product **8** by +4.1 kcal/mol (see Figure S6). Notably, the stability of the compounds **5** and **8** with Na is reversed (**5** is more stable by -3.6 kcal/mol). Hence, only the reactivity of LiTMP/PMDETA and B(CH<sub>2</sub>SiMe<sub>3</sub>)<sub>3</sub> is reminiscent of what we previously reported when reacting MTMP (M = Li, Na), PMDETA and Ga(CH<sub>2</sub>SiMe<sub>3</sub>)<sub>3</sub> in *n*-hexane.<sup>11b</sup>

## Conclusions

The electrophilic trapping of in-situ generated sodiated arenes is a powerful strategy for the synthesis of aryl borates, although the nature of the Lewis acidic boron molecules has been typically overlooked. This study of the bulky B(CH<sub>2</sub>SiMe<sub>3</sub>)<sub>3</sub> as electrophilic trap has allowed the synthesis and full characterisation of borates **1** and **3**, resulting from the enhancement of the metalating ability of the sodium amide NaTMP in combination with the donor PMDETA and the borane trapping agent. Using an excess of substrate and higher temperatures, these complexes can promote a second deprotonative borylation in the absence of an additional base to furnish the bis(aryl) borates **2** and **4**. DFT calculations and NMR monitoring studies have allowed us to propose a reaction mechanism for this transformation, in which the initial migration of the alkyl group to sodium promotes deprotonation leading to a borata-alkene intermediate which engages in the deprotonation of a second equivalent of arene substrate. The structurally related borata-alkene **5** was prepared via the deprotonation of B(CH<sub>2</sub>SiMe<sub>3</sub>)<sub>3</sub> and could be structurally characterized by X-ray diffraction. Key mechanistic experiments and DFT calculations support that this borata-alkene intermediate does not participate in the formation of borates **1** and **3**, but it can be reacted with more activated molecules such as phenylacetylene or benzophenone, accessing new trialkylborane derivatives. Finally, when LiTMP was used instead of NaTMP, the metalation of the Lewis donor PMDETA was observed without formation of the borata-alkene product, showing a clear alkali-metal effect.

Altogether, the findings reported in this work provide a deeper understanding of the role of each of the components and their close interplay in the deprotonative borylation of arenes, while shedding light on the constitution of the organometallic intermediates involved and the importance of the choice of alkali-metal.

## Author Contributions





M. Stanford, L. J. Bole and A. Tortajada performed the experimental work. M. Mu and M. N. Peñas-Defrutos carried out the computational studies. M. García-Melchor and E. Hevia supervised the work. All authors participated in the writing of the manuscript and approved its last version.

## Acknowledgements

The authors thank the University of Bern and the Swiss National Science Foundation (Grant numbers 188573, 210608 and R'Equip 206021\_177033), the Irish Research Council (M.M. GOIPG/2021/88), and the University of Valladolid (Margarita Salas fellowship, M. N. P-D. CONVREC-2021-221) for their generous sponsorship. The DJEI/DES/SFI/HEA Irish Centre for High-End Computing (ICHEC) is also acknowledged for the provision of computational resources, and the X-ray crystal structure service unit of the Department of Chemistry and Biochemistry of the University of Bern for measuring, solving, refining and summarizing the structure of compounds **1-5** and **8**.

## Conflicts of interest

There are no conflicts to declare.

## Notes and references

- 1 a) N. Miyaura and A. Suzuki, *Chem. Rev.*, 1995, **95**, 2457–2483, b) A. J. J. Lennox and G. C. Lloyd-Jones, *Chem. Soc. Rev.*, 2014, **43**, 412–443.
- 2 a) V. Hardouin Duparc, G. L. Bano and F. Schaper, *ACS Catal.*, 2018, **8**, 7308–7325, b) J.-Q. Chen, J.-H. Li and Z.-B. Dong, *Adv. Synth. Catal.*, 2020, **362**, 3311–3331.
- 3 a) D. Leonori and V. K. Aggarwal, *Acc. Chem. Res.*, 2014, **47**, 3174–3183, b) N. D. C. Tappin and P. Renaud, *CHIMIA*, 2020, **74**, 33–33.
- 4 a) G. Duret, R. Quinlan, P. Bisseret and N. Blanchard, *Chem. Sci.*, 2015, **6**, 5366–5382, b) K. Duan, X. Yan, Y. Liu and Z. Li, *Adv. Synth. Catal.*, 2018, **360**, 2781–2795.
- 5 Selected examples: a) H. C. Brown and U. S. Racherla, *J. Org. Chem.*, 1986, **51**, 427–432, b) V. A. Roytman, S. Jin, V. T. Nguyen, V. D. Nguyen, G. C. Haug, O. V. Larionov and D. A. Singleton, *J. Am. Chem. Soc.*, 2020, **142**, 85–88, c) Q. Liu, L. Yang, C. Yao, J. Geng, Y. Wu and X. Hu, *Org. Lett.*, 2021, **23**, 3685–3690, d) Y. Mori, G. Onodera and M. Kimura, *Synthesis*, 2014, **46**, 2287–2292.
- 6 Selected examples: a) S. Asako, H. Nakajima and K. Takai, *Nat Catal.*, 2019, **2**, 297–303, b) M. A. Oberli and S. L. Buchwald, *Org. Lett.*, 2012, **14**, 4606–4609, c) T. Leermann, F. R. Leroux and F. Colobert, *Org. Lett.*, 2011, **13**, 4479–4481, d) Y.-T. Lin, *J. Organomet. Chem.*, 1986, **317**, 277–283.
- 7 Selected examples: a) C. Pintaric, S. Olivero, Y. Gimbert, P. Y. Chavant and E. Duñach, *J. Am. Chem. Soc.*, 2010, **132**, 11825–11827, b) J. W. Clary, T. J. Rettenmaier, R. Snelling, W. Bryks, J. Banwell, W. T. Wipke and B. Singaram, *J. Org. Chem.*, 2011, **76**, 9602–9610.
- 8 Selected examples: a) J. Kristensen, M. Lysén, P. Vedsø and M. Begtrup, *Org. Lett.*, 2001, **3**, 1435–1437, b) M. Jaric, B. A. Haag, A. Unsinn, K. Karaghiosoff and P. Knochel, *Angew. Chem. Int. Ed.*, 2010, **49**, 5451–5455, c) S. Caron and J. M. Hawkins, *J. Org. Chem.*, 1998, **63**, 2054–2055.
- 9 A. Tortajada and E. Hevia, *J. Am. Chem. Soc.*, 2022, **144**, 20237–20242.   
View Article Online  
DOI: 10.1039/D3SC01705B
- 10 L. J. Bole, A. Tortajada and E. Hevia, *Angew. Chem. Int. Ed.*, 2022, **61**, e202204262.
- 11 Selected references: a) M. Uzelac, A. R. Kennedy and E. Hevia, *Inorg. Chem.*, 2017, **56**, 8615–8626, b) R. McLellan, M. Uzelac, L. J. Bole, J. M. Gil-Negrete, D. R. Armstrong, A. R. Kennedy, R. E. Mulvey and E. Hevia, *Synthesis*, 2019, **51**, 1207–1215, c) R. McLellan, M. Uzelac, A. R. Kennedy, E. Hevia and R. E. Mulvey, *Angew. Chem. Int. Ed.*, 2017, **56**, 9566–9570, d) M. Uzelac, A. R. Kennedy, E. Hevia and R. E. Mulvey, *Angew. Chem. Int. Ed.*, 2016, **55**, 13147–13150, e) M. Uzelac, D. R. Armstrong, A. R. Kennedy and E. Hevia, *Chem. Eur. J.*, 2016, **22**, 15826–15833, f) M. Uzelac, A. R. Kennedy, E. Hevia and R. E. Mulvey, *Angew. Chem. Int. Ed.*, 2016, **55**, 13147–13150, g) D. R. Armstrong, E. Crosbie, E. Hevia, R. E. Mulvey, D. L. Ramsay and S. D. Robertson, *Chem. Sci.*, 2014, **5**, 3031–3045.
- 12 M. Uzelac and R. E. Mulvey, *Chem. Eur. J.*, 2018, **24**, 7786–7793.
- 13 M. U. Kramer, D. Robert, Y. Nakajima, U. Englert, T. P. Spaniol and J. Okuda, *Eur. J. Inorg. Chem.*, 2007, **2007**, 665–674.
- 14 H. W. Gschwend and H. R. Rodriguez, in *Organic Reactions*, John Wiley & Sons, Ltd, 2005, pp. 1–360.   
<https://doi.org/10.1002/0471264180.or026.01>
- 15 a) M. C. Whisler, S. MacNeil, V. Snieckus and P. Beak, *Angew. Chem. Int. Ed.*, 2004, **43**, 2206–2225, b) M. Stratakis, *J. Org. Chem.*, 1997, **62**, 3024–3025, c) R. A. Rennels, A. J. Maliakal and D. B. Collum, *J. Am. Chem. Soc.*, 1998, **120**, 421–422, d) W. Clegg, S. H. Dale, A. M. Drummond, E. Hevia, G. W. Honeyman and R. E. Mulvey, *J. Am. Chem. Soc.*, 2006, **128**, 7434–7435, e) S. T. Chadwick, R. A. Rennels, J. L. Rutherford and D. B. Collum, *J. Am. Chem. Soc.*, 2000, **122**, 8640–8647.
- 16 a) W. Clegg, B. Conway, A. R. Kennedy, J. Klett, R. E. Mulvey, L. Russo, *Eur. J. Inorg. Chem.*, 2011, **2011**, 721–726; b) D. E. Anderson, A. Tortajada, E. Hevia, *Angew. Chem. Int. Ed.*, 2023, **62**, e202218498
- 17 a) A. R. Kennedy, J. Klett, R. E. Mulvey, D. S. Wright, *Science* 2009, **326**, 706–708, b) P. Albores, L. M. Carrella, W. Clegg, P. Garcia-Alvarez, A. R. Kennedy, J. Klett, R. E. Mulvey, E. Rentschler, L. Russo, *Angew. Chem. Int. Ed.*, 2009, **48**, 3317–3321.
- 18 a) T. Heitkemper, L. Naß and C. P. Sindlinger, *Angew. Chem. Int. Ed.*, 2021, **60**, 20055–20060, b) R. A. Bartlett and P. P. Power, *Organometallics*, 1986, **5**, 1916–1917, c) M. M. Olmstead, P. P. Power, K. J. Weese and R. J. Doedens, *J. Am. Chem. Soc.*, 1987, **109**, 2541–2542, d) M. Pilz, J. Allwohn, R. Hunold, W. Massa and A. Berndt, *Angew. Chem. Int. Ed.*, 1988, **27**, 1370–1372, e) J. D. Hoefelmeyer, S. Solé and F. P. Gabbai, *Dalton Trans.*, 2004, 1254–1258, f) J. Yu, G. Kehr, C. G. Daniliuc and G. Erker, *Eur. J. Inorg. Chem.*, 2013, **2013**, 3312–3315, g) S. Kohrt, S. Dachwitz, C. G. Daniliuc, G. Kehr and G. Erker, *Dalton Trans.*, 2015, **44**, 21032–21040, h) T. Wang, S. Kohrt, C. G. Daniliuc, G. Kehr and G. Erker, *Org. Biomol. Chem.*, 2017, **15**, 6223–6232.
- 19 a) R. J. Maza, J. J. Carbó and E. Fernández, *Adv. Synth. Catal.*, 2021, **363**, 2274–2289, b) M. W. Rathke and R. Kow, *J. Am. Chem. Soc.*, 1972, **94**, 6854–6856.
- 20 D. J. Peterson, *J. Org. Chem.*, 1968, **33**, 780–784.

