



Cite this: *Org. Biomol. Chem.*, 2023, **21**, 2361

## Organocatalytic asymmetric synthesis of oxazolidino spiropyrazolinones via *N,O*-acetalization/aza Michael addition domino reaction between *N*-Boc pyrazolinone ketimines and $\gamma$ -hydroxyenones†

Marta Gil-Ordóñez,  Laura Martín,  Alicia Maestro \* and José M. Andrés \*

A squaramide-catalyzed asymmetric *N,O*-acetalization/aza Michael addition domino reaction between *N*-Boc ketimines derived from pyrazolin-5-ones and  $\gamma$ -hydroxyenones has been developed for the construction of pyrazolinone embedded spirooxazolidines. A hydroquinine derived bifunctional squaramide catalyst was found to be the most effective for this cascade spiroannulation. This new protocol allows the generation of two stereocenters and the desired products are obtained in good yields with moderate to good diastereoselectivities (up to 3.3 : 1 dr) and high enantioselectivities (up to >99% ee) from a range of substituted *N*-Boc pyrazolinone ketimines and  $\gamma$ -hydroxyenones. The developed protocol is amenable for a scale-up reaction.

Received 20th December 2022,  
Accepted 17th February 2023

DOI: 10.1039/d2ob02290g

rsc.li/obc

### Introduction

Chiral spiropyrazolone motifs, with a spiro-ring at the 4-position of the pyrazolone core, are present in many medicinally relevant compounds with potent biological activities such as antitumor, analgesic, antibacterial, and anti-inflammatory activities.<sup>1</sup> For this reason, substantial research efforts have been invested toward the enantioselective synthesis of spirocyclic pyrazolone frameworks over the past years.<sup>2</sup>

Asymmetric approaches to access spiro[pyrrole–pyrazolone] derivatives through a catalytic cascade reaction are underdeveloped. In 1994, Grigg reported the synthesis of spiro[pyrrolidine–pyrazolones] via a [3 + 2] annulation of maleimide with an azomethine ylide.<sup>3</sup> More recently, Wang *et al.* developed a new strategy via organocatalytic asymmetric Michael/annulation of 4-isothiocyanato pyrazolones and alkynyl or allenyl ketones in the presence of a quinine-derived bifunctional squaramide.<sup>4</sup> The stereoselective syntheses of chiral spiropyrazolones containing an O-heterocyclic ring have also been described in the literature. In 2018, Xu *et al.* reported a highly diastereo- and enantioselective synthesis of spirodihydroben-

zofuran-pyrazolones by a one-pot Michael/iodization/S<sub>N</sub>2 nucleophilic substitution sequential catalytic reaction of pyrazolones and 2-hydroxy- $\beta$ -nitrostyrene.<sup>5</sup> In a similar manner, Xu and co-workers described a one-pot asymmetric synthesis of spiropyrazolone-linked benzofurans through a Michael addition/chlorination/nucleophilic substitution sequence.<sup>6</sup> Likewise, the bifunctional squaramide-catalysed reaction of *in situ* generated *o*-quinone methides with pyrazolin-5-ones and 4-halo pyrazolones provided easy access to chiral spirobenzofuran pyrazolones.<sup>7</sup> Bhat and co-workers developed the enantioselective synthesis of spirooxindole dihydrofuran fused pyrazolones through a tertiary amine catalysed [3 + 2] annulation between isatin-derived Morita–Baylis–Hillman (MBH) carbonates and pyrazolone 4,5-diones.<sup>8</sup> Our group has recently described the first asymmetric synthesis of spirocyclic pyrazolone  $\gamma$ -butyrolactones by an NHC-catalysed [3 + 2] annulation reaction between pyrazolin-4,5-diones and enals.<sup>9</sup>

Chiral oxazolidines constitute important structural motifs that are present in many biologically active natural products and pharmaceuticals.<sup>10</sup> Despite the interest in oxazolidines, the organocatalytic asymmetric synthesis of oxazolidines has been little studied. The group of Matsubara first developed an organocatalytic asymmetric route for the synthesis of 2,4-disubstituted chiral oxazolidines via formal [3 + 2] cycloaddition of  $\gamma$ -hydroxyenones with *N*-tosylaldimines, but the enantioselectivity was moderate (Scheme 1a).<sup>11</sup> Later, Terada described the [3 + 2] cycloaddition of  $\beta,\gamma$ -epoxysulfones with *N*-Boc-aldimines promoted by a chiral organosuperbase cata-

GIR-SintACat-Instituto Universitario CINQUIMA y Departamento de Química Orgánica, Facultad de Ciencias, Universidad de Valladolid, Paseo Belén 7, 47011 Valladolid, Spain. E-mail: alicia.maestro@uva.es, jmandres@uva.es

† Electronic supplementary information (ESI) available. CCDC 2223146. For ESI and crystallographic data in CIF or other electronic format see DOI: <https://doi.org/10.1039/d2ob02290g>



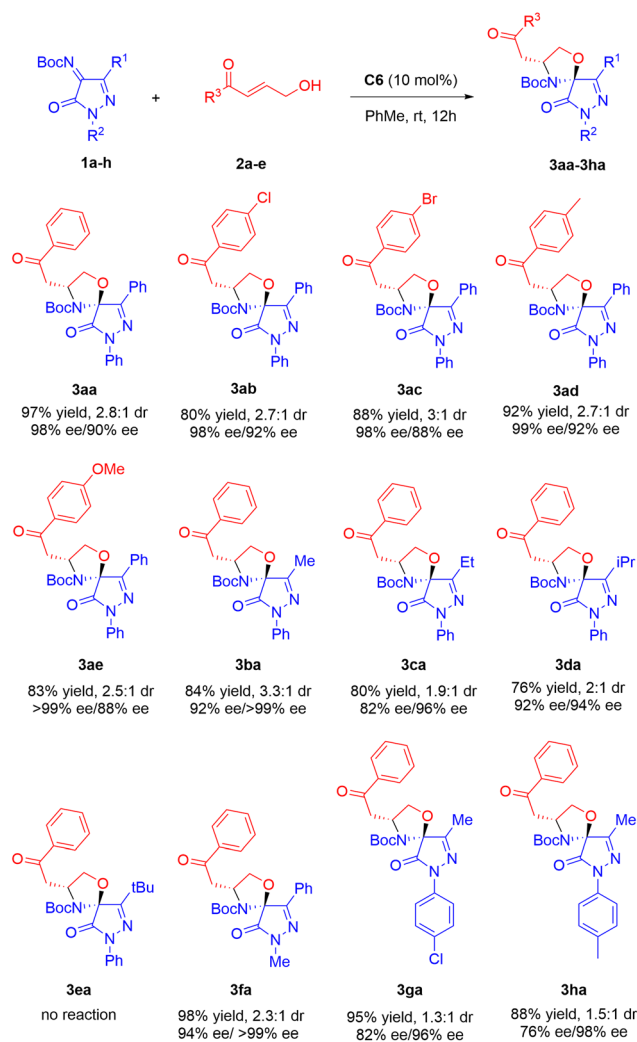


the best results obtained thus far were with catalyst **C3**. To improve the diastereo- and enantioselectivity, additional studies were performed with the bifunctional squaramides **C5** and **C6** having bis(trifluoromethyl)benzyl groups (Table 1, entries 5 and 6). Cinchonidine derived squaramide catalyst **C5** also failed to enhance the diastereoselectivity (1 : 1.5 dr) and a low conversion was achieved after 12 h of reaction, probably due to its lower solubility in toluene. Delightfully, hydroquinine-derived squaramide **C6** afforded adduct **3aa** in a high yield (97%), and the diastereomeric ratio was improved to 2.8 : 1 and enantiomeric excesses for the two diastereomers were, respectively, 98% and 90%. Finally, valine and *tert*-leucine derived bifunctional catalysts **C7** and **C8** afforded the desired product with moderate diastereoselectivity (1 : 1.6) but high enantioselectivities in both diastereomers (Table 1, entries 7 and 8).

Then, a screening of different solvents such as THF, Et<sub>2</sub>O, CH<sub>2</sub>Cl<sub>2</sub> and MeCN (Table 1, entries 9–12) was also carried out in reactions promoted by catalyst **C6**, but a better result was not found. In all cases, the enantioselectivity obtained for **3aa** was better, but the diastereocontrol was inferior, with the exception of diethyl ether, which provided similar results to toluene. Interestingly, the enantioselectivities obtained for *epi*-**3aa** depended strongly on the solvent, and another case of solvent-induced reversal of enantioselectivity was found with acetonitrile.<sup>17</sup> The catalyst loading of **C6** could be reduced to 5 mol% with a similar chemical yield and stereoselectivity, but a considerable increase in the reaction time was required (48 h, entry 13). The best result obtained at room temperature employing catalyst **C6** in toluene could not be ameliorated by lowering the reaction temperature to 0 °C (entry 14).

With the optimised conditions in hand (Table 1, entry 6), the generality and the scope of the reaction were studied. Initially, different *para*-substituted phenyl  $\gamma$ -hydroxyenones (**2a–e**) were screened (Scheme 2), and gratifyingly, good results were achieved for products **3aa–3ae** after a 12 h reaction time.<sup>18</sup> For example, 4-halo-substituted  $\gamma$ -hydroxyenones were tolerated in the reaction, providing adducts **3ab** and **3ac** with moderate diastereoselectivities (up to 3 : 1 dr) and high enantioselectivities. The reaction also worked with similar diastereo- and enantioselectivity with  $\gamma$ -hydroxyenones having a *p*-tolyl or anisole motif to deliver products **3ad** and **3ae**.

Next, the scope of *N*-Boc pyrazolinone ketimine **1** was investigated. Ketimines **1b–d**, with different alkyl substituents at the C-3 position (R<sup>1</sup>, Scheme 2), were reacted with  $\gamma$ -hydroxyenone **2a** to produce the corresponding adducts **3ba–3da** in good yields. In particular, methyl-substituted imine **1b** afforded the desired product **3ba** with good diastereo- and enantioselectivity (3.3 : 1 dr, 92% ee). Imines **1c** and **1d** bearing an ethyl and isopropyl substituent at the C-3 position also worked well in the reaction albeit with somewhat diminished diastereoselectivities (1.9 : 1 and 2 : 1 dr). However, in the reaction of *N*-Boc ketimine **1e** bearing a *tert*-butyl group at the same position, no product was observed, presumably due to increased steric hindrance. Moreover, our methodology is



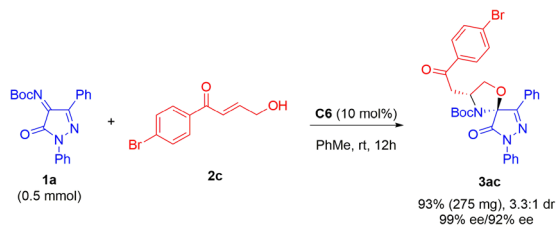
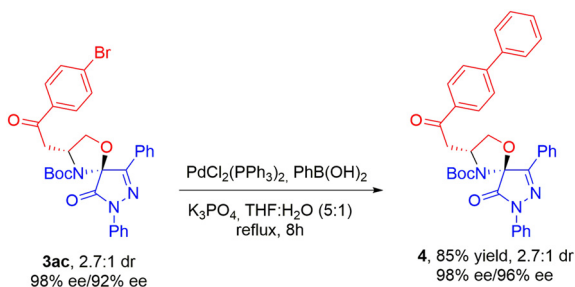
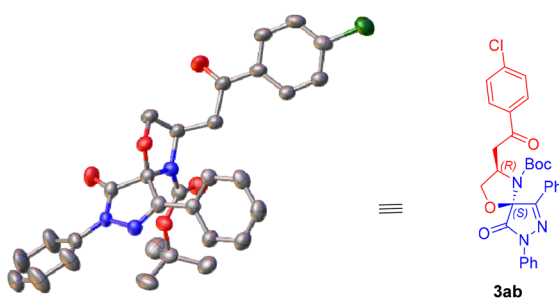
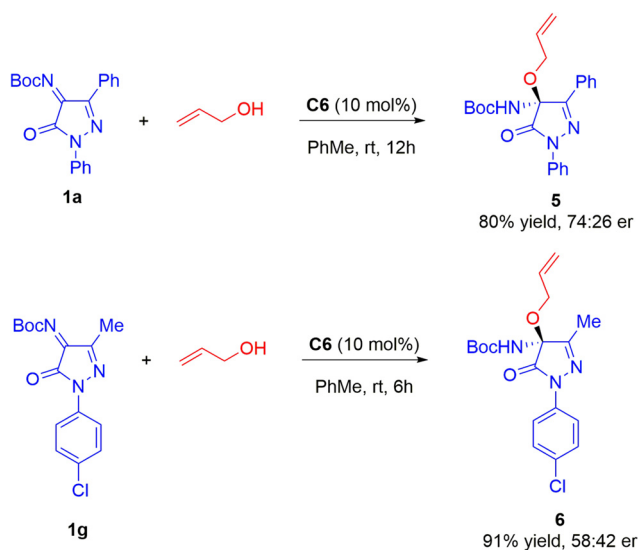
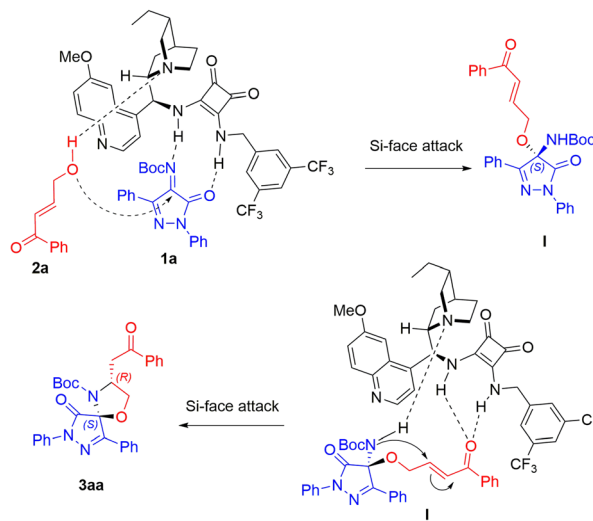
**Scheme 2** Scope of the reaction with different  $\gamma$ -hydroxyenones and *N*-Boc pyrazolinone ketimines.<sup>a–c</sup>

also suitable for *N*-Boc ketimines with methyl (**1f**) or different aryl groups at the *N* – 1 position (R<sup>2</sup>, Scheme 2), whether they be electron-withdrawing (**1g**) or electron-donating (**1h**), and the corresponding products **3ga** and **3ha** were obtained with moderate diastereo- and acceptable enantioselectivity.

Then, the performance of the method was examined on a larger scale, and the reaction of *N*-Boc ketimine **1a** (0.5 mmol) with  $\gamma$ -hydroxyenone **2c** under the standard conditions afforded the desired product **3ac** in 93% yield without any loss of stereoselectivity (Scheme 3).

To demonstrate the synthetic utility of our method, the preparation of the biphenyl derivative **4** was achieved *via* a Pd-catalysed Suzuki coupling of the bromo derivative **3ac** with phenyl boronic acid (Scheme 4). The reaction proceeded to deliver the desired product in 85% yield with retention of enantiopurity.



Scheme 3 Scale-up reaction of **1a** with **2c**.Scheme 4 Synthetic transformation of **3ac**.Fig. 1 X-ray crystal structure of **3ab**.Scheme 5 Enantioselective addition of allyl alcohol to *N*-Boc pyrazolinone ketimines **1a** and **1g**.

Scheme 6 Proposed mechanism.

The stereochemistry of the major diastereomer of compound **3ab** was determined to be (3*R*,5*S*) by a single crystal X-ray diffraction study (Fig. 1).<sup>19</sup> The absolute configuration of the other products is expected to be the same by analogy.

Control experiments were performed in order to investigate the stereochemical outcome of this cascade reaction (Scheme 5). The reaction of ketimine **1a** with allyl alcohol mediated by **C6** under the optimised reaction conditions afforded the pyrazolinone-derived *N,O*-aminal **5** in 80% yield and 74:26 er (Scheme 5). Similarly, the reaction of ketimine **1g** with allyl alcohol under the same reaction conditions gave adduct **6** in 91% yield and 58:42 er. The enantiomeric ratio observed for products **5** and **6** matches with the diastereomeric ratio of products **3aa** and **3ga**. These results indicated that since the hemiaminal center is stable, the diastereoselectivity of this reaction might be due to the *N,O*-acetalization step.

On the basis of the absolute configuration of the products, the results of control experiments and previous works,<sup>14</sup> a probable mechanism is proposed (Scheme 6), in which a bifunctional mode of activation operates. It is expected that the keto and imine groups of **1a** are activated by the squaramide moiety of catalyst **C6**, whereas the OH group of **2a** is deprotonated by the quinuclidine motif of **C6**. The addition of hydroxyenone **2a** takes place from the *Si*-face to provide hemiaminal **I**. The enone part of hemiaminal **I** is again activated by the squaramide moiety of **C6** and an intramolecular aza-Michael reaction, with Boc-carbamate as the nucleophile, proceeds from the *Si*-face of the enone to generate product **3aa**.

## Conclusions

In conclusion, we have developed the first organocatalytic asymmetric synthesis of pyrazolinone embedded oxazolidines *via* a domino reaction involving hemiaminal formation, followed by an aza-Michael reaction between pyrazolinone keti-





mines and  $\gamma$ -hydroxyenones. With 10 mol% of hydroquinine derived bifunctional squaramide, the oxazolidine products were synthesised in good to excellent yields with moderate to good diastereoselectivity and high enantioselectivity for a wide range of substrates. Due to the high pharmaceutical importance of pyrazolones, the developed protocol may prove useful for the development of new bioactive molecules.

## Experimental

### General information

$^1\text{H}$  NMR (500 MHz),  $^{13}\text{C}$  NMR (126 MHz) and  $^{19}\text{F}$  NMR (376 MHz) spectra were recorded in  $\text{CDCl}_3$  as the solvent. Chemical shifts for protons are reported in ppm from TMS with the residual  $\text{CHCl}_3$  resonance as the internal reference. Chemical shifts for carbons are reported in ppm from TMS and are referenced to the carbon resonance of the solvent. Data are reported as follows: chemical shift, multiplicity (s = singlet, d = doublet, t = triplet, q = quartet, m = multiplet, and br = broad), coupling constants in hertz, and integration.

Specific rotations were measured on a PerkinElmer 341 digital polarimeter using a 1 mL cell with a 1 dm path length, and a sodium lamp, and the concentration is given in g per 100 mL. Infrared spectra were recorded on a PerkinElmer Spectrum One FT-IR spectrometer and are reported in frequency of absorption (only the structurally most important peaks are given).

Flash chromatography was carried out using silica gel (230–240 mesh). TLC analysis was performed on glass-backed plates coated with silica gel 60 and an F254 indicator and visualized by either UV irradiation or by staining with phosphomolybdic acid solution. Chiral HPLC analysis was performed on a JASCO HPLC system (JASCO PU-2089 and UV-2075 UV/Vis detector) with a quaternary pump, and on a Hewlett-Packard 1090 Series II instrument equipped with a quaternary pump, using Phenomenex Lux-Cellulose-1 and Lux-i-Cellulose-5, and Chiralpak IA and AD-H analytical columns (250  $\times$  4.6 mm). Detection was monitored at 210, 220 and 254 nm. ESI mass spectra were obtained on an Agilent 5973 inert GC/MS system.

Commercially available organic and inorganic compounds were used without further purification. Solvents were dried and stored over microwave-activated 4 Å molecular sieves.

Pyrazolinone ketimines **1a–h**,<sup>16</sup> hydroxyenones **2a–e**,<sup>20</sup> thiourea **C1**<sup>21</sup> and squaramides **C2–C8**<sup>22</sup> were prepared according to literature procedures. The racemic samples of spirocyclic pyrazolones were prepared by using an aquiral bifunctional thiourea derived from  $N^1, N^1$ -dimethylethane-1,2-diamine<sup>23</sup> as the catalyst.

### General procedure for oxazolidino spiropyrazolinones

In a Wheaton vial equipped with a magnetic stirring bar, catalyst **C6** (0.01 mmol, 0.1 equiv.) and *N*-Boc ketimines **1a–h** (0.1 mmol) were weighed. Then toluene (1 mL) was added before the mixture was stirred. Several minutes later, hydroxyenones **2a–e** (0.15 mmol, 1.5 equiv.) were introduced into the

flask. After 16 h, the solvent was directly removed under reduced pressure and the residue was purified by column chromatography (hexane/ethyl acetate 10:1) to give the desired compound.

**tert-Butyl (3*R*,5*S*)-9-oxo-3-(2-oxo-2-phenylethyl)-6,8-diphenyl-@1-oxa-4,7,8-triazaspiro[4.4]non-6-ene-4-carboxylate (3aa).** 49.6 mg (97% combined yield). Mixture of diastereomers, 2.8:1 dr. Major diastereomer (3*R*,5*S*). White solid. Mp 138–140 °C (from hexane).  $[\alpha]_{\text{D}}^{25} = -93.2$  ( $c = 0.3$ ,  $\text{CHCl}_3$ , 98% ee).  $^1\text{H}$  NMR (500 MHz,  $\text{CDCl}_3$ )  $\delta$  1.24 (s, 9H), 3.17 (dd,  $J = 16.9, 10.9$  Hz, 1H), 3.92 (d,  $J = 18.6$  Hz, 1H), 4.22 (dd,  $J = 9.1, 2.0$  Hz, 1H), 4.91 (t,  $J = 8.5$  Hz, 1H), 5.03 (t,  $J = 8.2$  Hz, 1H), 7.23 (t,  $J = 15.5$ , 1H), 7.43–7.56 (m, 7H), 7.59 (t,  $J = 7.4$  Hz, 1H), 7.89–7.91 (m, 2H), 7.96 (dd,  $J = 10.9, 8.0$  Hz, 4H).  $^{13}\text{C}$  NMR (126 MHz,  $\text{CDCl}_3$ )  $\delta$  27.9, 42.6, 54.0, 71.2, 83.2, 91.1, 118.2, 125.3, 127.2, 128.1, 128.7, 129.0, 129.8, 130.9, 133.6, 136.2, 137.8, 151.3, 154.1, 168.8, 197.9. IR  $\nu_{\text{max}}/\text{cm}^{-1}$  512, 687, 760, 986, 1151, 1300, 1369, 1497, 1599, 1679, 1705, 1723, 2847, 2927, 2975. HRMS (ESI-TOF)  $m/z$ : calcd for  $\text{C}_{30}\text{H}_{29}\text{N}_3\text{NaO}_5$  [ $\text{M} + \text{Na}$ ]<sup>+</sup> 534.1999. Found 534.2008. HPLC (Lux i-Cellulose-5, *n*-hexane/2-propanol 90:10,  $\lambda = 210$  nm, 0.8 mL  $\text{min}^{-1}$ ):  $t_{\text{R}}$  (minor) = 33.3 min,  $t_{\text{R}}$  (major) = 40.4 min, (98% ee).

Minor diastereomer: Pale yellow oil.  $[\alpha]_{\text{D}}^{25} = +0.3$  ( $c = 0.1$ ,  $\text{CHCl}_3$ , 90% ee).  $^1\text{H}$  NMR (500 MHz,  $\text{CDCl}_3$ )  $\delta$  1.15 (s, 9H), 3.59 (dd,  $J = 19.6, 10.5$  Hz, 1H), 4.31–4.37 (m, 2H), 4.82–4.86 (m, 2H), 7.24 (t,  $J = 6.5$ , 1H), 7.44–7.50 (m, 7H), 7.59 (t,  $J = 8.1$  Hz, 1H), 7.87 (d,  $J = 10.8$  Hz, 2H), 7.98 (d,  $J = 7.8$  Hz, 2H), 8.03 (d,  $J = 7.4$  Hz, 2H).  $^{13}\text{C}$  NMR (126 MHz,  $\text{CDCl}_3$ )  $\delta$  27.7, 41.8, 53.6, 73.1, 83.2, 90.6, 113.8, 118.5, 125.4, 126.4, 128.2, 128.7, 128.9, 129.0, 130.5, 131.1, 133.5, 136.3, 137.8, 150.2, 154.4, 168.7, 198.5. HPLC (Lux i-Cellulose-5, *n*-hexane/2-propanol 90:10,  $\lambda = 210$  nm, 0.8 mL  $\text{min}^{-1}$ ):  $t_{\text{R}}$  (minor) = 9.9 min,  $t_{\text{R}}$  (major) = 11.3 min, (90% ee).

**tert-Butyl (3*R*,5*S*)-3-(2-(4-chlorophenyl)-2-oxoethyl)-9-oxo-6,8-diphenyl-1-oxa-4,7,8-triazaspiro[4.4]non-6-ene-4-carboxylate (3ab).** 43.2 mg (80% combined yield). Mixture of diastereomers, 2.7:1 dr.  $^1\text{H}$  NMR (500 MHz,  $\text{CDCl}_3$ )  $\delta$  1.15 (s, 2.7H, minor), 1.24 (s, 6.3H, major), 3.11 (dd,  $J = 16.8, 10.9$  Hz, 0.7H, major), 3.54 (dd,  $J = 18.1, 9.7$  Hz, 0.3H, minor), 3.88 (dd,  $J = 16.7, 1.8$  Hz, 0.7H, major), 4.21 (dd,  $J = 9.1, 2.0$  Hz, 0.7H, major), 4.28–4.33 (m, 0.6H, minor), 4.83–4.86 (m, 0.6H, minor), 4.86–4.89 (m, 0.7H, major), 5.02 (t,  $J = 8.1$  Hz, 0.7H, major), 7.21–7.24 (1H), 7.43–7.57 (m, 7.2H), 7.85–7.90 (m, 3.3H), 7.96–7.98 (2.5H).  $^{13}\text{C}$  NMR (126 MHz,  $\text{CDCl}_3$ )  $\delta$  27.7, 27.9, 41.2, 42.6, 53.5, 53.9, 71.1, 73.0, 81.9, 83.3, 90.9, 91.1, 118.2, 118.5, 125.3, 126.4, 127.2, 128.7, 128.9, 129.0, 129.5, 129.6, 130.9, 131.1, 134.5, 134.6, 137.7, 140.0, 140.1, 150.2, 154.4, 168.7, 196.8, 197.3. IR  $\nu_{\text{max}}/\text{cm}^{-1}$  986, 1085, 1143, 1300, 1366, 1490, 1588, 1682, 1705, 1729, 2898, 2971. HRMS (ESI-TOF)  $m/z$ : calcd for  $\text{C}_{30}\text{H}_{28}\text{ClN}_3\text{NaO}_5$  [ $\text{M} + \text{Na}$ ]<sup>+</sup> 568.1610. Found 568.1618. HPLC (Lux i-Cellulose 5, *n*-hexane/2-propanol 92:8,  $\lambda = 220$  nm, 0.5 mL  $\text{min}^{-1}$ ): major diastereomer:  $t_{\text{R}}$  (minor) = 51.4 min,  $t_{\text{R}}$  (major) = 59.1 min (98% ee); minor diastereomer:  $t_{\text{R}}$  (minor) = 14.7 min,  $t_{\text{R}}$  (major) = 17.9 min (92% ee).

**tert-Butyl (3*R*,5*S*)-3-(2-(4-bromophenyl)-2-oxoethyl)-9-oxo-6,8-diphenyl-1-oxa-4,7,8-triazaspiro[4.4]non-6-ene-4-carboxylate**



(3ac). 51.8 mg (88% combined yield). Mixture of diastereomers, 3 : 1 dr.  $^1\text{H}$  NMR (500 MHz,  $\text{CDCl}_3$ )  $\delta$  1.15 (s, 2.7H, minor), 1.24 (s, 6.3H, major), 3.11 (dd,  $J = 16.8, 10.8$  Hz, 0.7H, major), 3.54 (dd,  $J = 18.1, 9.7$  Hz, 0.3H, minor), 3.88 (dd,  $J = 16.9, 2.0$  Hz, 0.7H, major), 4.21 (dd,  $J = 9.1, 1.9$  Hz, 0.7H, major), 4.27–4.33 (m, 0.6H, minor), 4.75–4.86 (m, 0.6H, minor), 4.84–4.90 (m, 0.7H, major), 5.02 (t,  $J = 8.1$  Hz, 0.7H, major), 7.21–7.24 (0.9H), 7.43–7.57 (m, 7.2H), 7.85–7.90 (m, 3.9H), 7.96–7.98 (2.0H).  $^{13}\text{C}$  NMR (126 MHz,  $\text{CDCl}_3$ )  $\delta$  27.7, 27.9, 41.8, 42.5, 53.5, 53.9, 71.1, 73.0, 83.3, 90.9, 91.1, 1128.2, 118.5, 125.3, 125.5, 126.4, 127.2, 128.7, 128.9, 129.0, 129.6, 129.7, 129.8, 130.9, 131.1, 131.9, 132.1, 134.9, 135.0, 137.7, 150.2, 151.3, 153.9, 154.4, 168.7, 168.8, 196.9, 197.5. IR  $\nu_{\text{max}}/\text{cm}^{-1}$  512, 694, 753, 822, 983, 1067, 1140, 1297, 1366, 1486, 1585, 1680, 1709, 1727, 2847, 2920, 2975. HRMS (ESI-TOF)  $m/z$ : calcd for  $\text{C}_{30}\text{H}_{28}\text{BrN}_3\text{NaO}_5$  [ $\text{M} + \text{Na}$ ] $^+$  612.1105. Found 612.1116. HPLC (Lux i-Cellulose 5, *n*-hexane/2-propanol 92 : 8,  $\lambda = 220$  nm, 0.5 mL  $\text{min}^{-1}$ ): major diastereomer:  $t_{\text{R}}$  (minor) = 55.0 min,  $t_{\text{R}}$  (major) = 62.1 min (98% ee); minor diastereomer:  $t_{\text{R}}$  (minor) = 15.4 min,  $t_{\text{R}}$  (major) = 19.0 min (88% ee).

**tert-Butyl (3R,5S)-9-oxo-3-(2-oxo-2-(*p*-tolyl)ethyl)-6,8-diphenyl-1-oxa-4,7,8-triazaspiro[4.4]non-6-ene-4-carboxylate (3ad).** 46.2 mg (88% combined yield). Mixture of diastereomers, 2.7 : 1 dr. Major diastereomer (3R,5S). White solid. Mp 167–169 °C (from hexane).  $[\alpha]_{\text{D}}^{25} = -50$  ( $c = 0.2$ ,  $\text{CHCl}_3$ , 99% ee).  $^1\text{H}$  NMR (500 MHz,  $\text{CDCl}_3$ )  $\delta$  1.24 (s, 9H), 2.43 (s, 3H), 3.15 (dd,  $J = 16.8, 11.0$  Hz, 1H), 3.89 (d,  $J = 16.8$  Hz, 1H), 4.22 (dd,  $J = 9.1, 2.0$  Hz, 1H), 4.89 (t,  $J = 10.5$  Hz, 1H), 5.02 (t,  $J = 8.2$  Hz, 1H), 7.23 (t,  $J = 7.4$ , 1H), 7.27 (d,  $J = 7.9$  Hz, 2H), 7.44 (t,  $J = 8.3$  Hz, 2H), 7.49–7.56 (m, 3H), 7.85 (d,  $J = 8.2$  Hz, 1H), 7.88–7.90 (m, 2H), 7.97 (d,  $J = 8.6$  Hz, 2H).  $^{13}\text{C}$  NMR (126 MHz,  $\text{CDCl}_3$ )  $\delta$  27.9, 42.4, 54.1, 71.2, 83.2, 91.1, 118.2, 125.3, 127.2, 128.2, 128.7, 129.0, 129.4, 129.8, 130.9, 133.8, 136.2, 137.8, 144.5, 151.3, 154.1, 168.9, 197.6. IR  $\nu_{\text{max}}/\text{cm}^{-1}$  754, 974, 1164, 1300, 1365, 1384, 1487, 1604, 1674, 1710, 2861, 2930, 2978, 3070, 3348. HRMS (ESI-TOF)  $m/z$ : calcd for  $\text{C}_{31}\text{H}_{31}\text{N}_3\text{NaO}_5$  [ $\text{M} + \text{Na}$ ] $^+$  548.2156. Found 548.2161. HPLC (Lux i-Cellulose-5, *n*-hexane/2-propanol 92 : 8,  $\lambda = 220$  nm, 0.5 mL  $\text{min}^{-1}$ ):  $t_{\text{R}}$  (minor) = 79.5 min,  $t_{\text{R}}$  (major) = 98.1 min, (99% ee).

**tert-Butyl (3R,5S)-3-(2-(4-methoxyphenyl)-2-oxoethyl)-9-oxo-6,8-diphenyl-1-oxa-4,7,8-triazaspiro[4.4]non-6-ene-4-carboxylate (3ae).** 45.0 mg (83% combined yield). Mixture of diastereomers, 2.5 : 1 dr.  $^1\text{H}$  NMR (500 MHz,  $\text{CDCl}_3$ )  $\delta$  1.15 (s, 2.7H, minor), 1.24 (s, 6.3H, major), 3.10 (dd,  $J = 16.5, 11.1$  Hz, 0.7H, major), 3.52 (dd,  $J = 17.9, 9.7$  Hz, 0.3H, minor), 3.86–3.87 (m, 0.7H, major), 3.88 (s, 3H, minor and major), 4.23 (dd,  $J = 9.1, 2.0$  Hz, 0.7H, major), 4.31–4.35 (m, 0.6H, minor), 4.81–4.84 (m, 0.6H, minor), 4.86–4.90 (m, 0.7H, major), 5.01 (t,  $J = 8.2$  Hz, 0.7H, major), 6.95 (2H), 7.21–7.24 (m, 0.9H), 7.42–7.54 (m, 5.1H), 7.86–8.00 (m, 6H).  $^{13}\text{C}$  NMR (126 MHz,  $\text{CDCl}_3$ )  $\delta$  27.7, 27.9, 41.4, 42.3, 53.7, 54.2, 55.5, 71.2, 73.2, 83.1, 83.2, 90.9, 91.1, 113.8, 113.9, 118.2, 118.5, 118.8, 125.3, 125.4, 126.4, 126.5, 127.2, 128.7, 128.9, 129.0, 129.1, 129.4, 129.5, 129.8, 130.5, 130.9, 131.0, 137.8, 150.2, 151.3, 154.1, 154.5, 163.8, 163.9, 168.8, 168.9, 196.5, 197.0. IR  $\nu_{\text{max}}/\text{cm}^{-1}$  761, 835, 1029, 1069, 1142, 1164, 1219, 1296, 1395, 1461, 1505, 1574, 1670,

1714, 1725, 2853, 2923, 2960, 3062. HRMS (ESI-TOF)  $m/z$ : calcd for  $\text{C}_{31}\text{H}_{31}\text{N}_3\text{NaO}_6$  [ $\text{M} + \text{Na}$ ] $^+$  564.2105. Found 564.2113. HPLC (Lux i-Cellulose 5, *n*-hexane/2-propanol 92 : 8,  $\lambda = 254$  nm, 0.5 mL  $\text{min}^{-1}$ ): major diastereomer:  $t_{\text{R}}$  (minor) = 145.6 min,  $t_{\text{R}}$  (major) = 161.5 min (>99% ee); minor diastereomer:  $t_{\text{R}}$  (minor) = 35.0 min,  $t_{\text{R}}$  (major) = 42.3 min (88% ee).

**tert-Butyl (3R,5S)-6-methyl-9-oxo-3-(2-oxo-2-phenylethyl)-8-phenyl-1-oxa-4,7,8-triazaspiro[4.4]non-6-ene-4-carboxylate (3ba).** 37.8 mg (84% combined yield). Mixture of diastereomers, 3.3 : 1 dr.  $^1\text{H}$  NMR (500 MHz,  $\text{CDCl}_3$ )  $\delta$  1.28 (s, 2.7H, minor), 1.30 (s, 6.3H, major), 2.15 (s, 0.9H, minor), 2.16 (s, 2.1H, major), 3.13 (dd,  $J = 16.6, 10.2$  Hz, 0.7H, minor), 3.63 (dd,  $J = 18.2, 10.5$  Hz, 0.3H, minor), 3.85 (dd,  $J = 16.2, 2.2$  Hz, 0.7H, major), 4.06 (dd,  $J = 18.2, 2.9$  Hz, 0.3H, minor), 4.13 (d,  $J = 7.6$  Hz, 0.3H, minor), 4.26 (t,  $J = 9.1, 3.2$  Hz, 0.7H, major), 4.54 (t,  $J = 8.9$  Hz, 0.7H, major), 4.72–4.77 (m, 1H, minor and major), 4.82–4.85 (m, 0.3H, minor), 7.16–7.21 (1H), 7.38–7.42 (m, 2.1H), 7.46–7.52 (m, 2.1H), 7.57–7.61 (m, 1H).  $^{13}\text{C}$  NMR (126 MHz,  $\text{CDCl}_3$ )  $\delta$  12.3, 12.8, 27.9, 40.8, 42.0, 53.8, 71.1, 73.3, 83.1, 83.2, 90.0, 90.5, 117.9, 118.1, 124.9, 125.1, 128.2, 128.6, 128.8, 128.9, 133.5, 133.6, 136.1, 136.3, 137.7, 137.8, 150.1, 150.8, 156.3, 157.6, 167.9, 168.6, 197.8, 198.7. IR  $\nu_{\text{max}}/\text{cm}^{-1}$  688, 750, 1142, 1370, 1490, 1583, 1676, 1714, 1725, 2916, 2961. HRMS (ESI-TOF)  $m/z$ : calcd for  $\text{C}_{25}\text{H}_{27}\text{N}_3\text{NaO}_5$  [ $\text{M} + \text{Na}$ ] $^+$  472.1843. Found 472.1855. HPLC (Lux i-Cellulose 5, *n*-hexane/2-propanol 95 : 5,  $\lambda = 210$  nm, 1 mL  $\text{min}^{-1}$ ): minor diastereomer:  $t_{\text{R}}$  (minor) = 32.3 min,  $t_{\text{R}}$  (major) = 43.2 min (>99% ee); major diastereomer:  $t_{\text{R}}$  (major) = 17.3 min,  $t_{\text{R}}$  (minor) = 19.2 min (92% ee).

**tert-Butyl (3R,5S)-6-ethyl-9-oxo-3-(2-oxo-2-phenylethyl)-8-phenyl-1-oxa-4,7,8-triazaspiro[4.4]non-6-ene-4-carboxylate (3ca).** 37.1 mg (80% combined yield). Mixture of diastereomers, 1.9 : 1 dr.  $^1\text{H}$  NMR (500 MHz,  $\text{CDCl}_3$ )  $\delta$  1.27 (s, 3.6H, minor), 1.29 (s, 5.4H, major), 1.35–1.39 (m, 3H, minor and major), 2.41–2.58 (m, 2H, minor and major), 3.12 (dd,  $J = 16.7, 10.4$  Hz, 0.6H, major), 3.63 (dd,  $J = 18.2, 10.5$  Hz, 0.4H, minor), 3.85 (d,  $J = 16.9$  Hz, 0.6H, major), 4.05 (d,  $J = 18.2$  Hz, 0.4H, minor), 4.11 (d,  $J = 7.3$  Hz, 0.6H, major), 4.26 (dd,  $J = 9.0, 3.0$  Hz, 0.6H, major), 4.53 (t,  $J = 8.0$  Hz, 0.4H, minor), 4.71–4.76 (m, 0.4H, minor), 4.83–4.86 (m, 1H, minor and major), 7.16–7.20 (m, 1H), 7.38–7.42 (m, 2H), 7.46–7.51 (m, 2H), 7.57–7.61 (m, 1H), 7.89–7.93 (m, 2H), 8.00–8.05 (m, 2H).  $^{13}\text{C}$  NMR (126 MHz,  $\text{CDCl}_3$ )  $\delta$  9.2, 9.5, 20.1, 20.6, 27.9, 28.0, 28.2, 29.7, 40.8, 42.0, 53.9, 71.0, 73.3, 82.9, 83.0, 90.2, 90.6, 117.9, 118.1, 118.6, 118.7, 124.9, 125.0, 128.1, 128.2, 128.6, 128.7, 128.9, 133.5, 133.6, 136.2, 136.3, 137.7, 138.0, 150.1, 150.9, 159.9, 161.3, 168.2, 168.8, 197.8, 198.7. IR  $\nu_{\text{max}}/\text{cm}^{-1}$  985, 1051, 1164, 1216, 1278, 1373, 1454, 1498, 1600, 1718, 2916, 2934, 2978, 3066. HRMS (ESI-TOF)  $m/z$ : calcd for  $\text{C}_{26}\text{H}_{29}\text{N}_3\text{NaO}_5$  [ $\text{M} + \text{Na}$ ] $^+$  486.1999. Found 486.1999. HPLC (Chiralpak AD-H, *n*-hexane/2-propanol 98 : 2,  $\lambda = 254$  nm, 0.7 mL  $\text{min}^{-1}$ ): major diastereomer:  $t_{\text{R}}$  (major) = 44.2 min,  $t_{\text{R}}$  (minor) = 51.7 min (82% ee); minor diastereomer:  $t_{\text{R}}$  (minor) = 27.2 min,  $t_{\text{R}}$  (major) = 59.6 min (96% ee).

**tert-Butyl (3R,5S)-6-isopropyl-9-oxo-3-(2-oxo-2-phenylethyl)-8-phenyl-1-oxa-4,7,8-triazaspiro[4.4]non-6-ene-4-carboxylate (3da).**



36.3 mg (76% combined yield). Mixture of diastereomers, 2 : 1 dr. Major diastereomer (3*R*,5*S*). Pale yellow oil.  $[\alpha]_D^{25} = -7.0$  ( $c = 0.1$ , CHCl<sub>3</sub>, 92% ee). <sup>1</sup>H NMR (500 MHz, CDCl<sub>3</sub>)  $\delta$  1.28 (s, 9H), 1.34 (dd,  $J = 6.7, 4.2$  Hz, 6H), 2.75–2.81 (m, 1H), 3.64 (dd,  $J = 18.1, 10.5$  Hz, 1H), 4.10 (dd,  $J = 18.1, 2.8$  Hz, 1H), 4.26 (dd,  $J = 9.0, 3.0$  Hz, 1H), 4.57 (dd,  $J = 8.5, 5.8$  Hz, 1H), 4.72–4.76 (m, 1H), 7.19 (t,  $J = 8.2$  Hz, 1H), 7.41 (t,  $J = 7.8$  Hz, 2H), 7.48 (t,  $J = 7.7$  Hz, 2H), 7.58 (t,  $J = 7.7$  Hz, 1H), 7.92 (d,  $J = 8.7$  Hz, 2H), 8.03 (d,  $J = 7.6$  Hz, 2H). <sup>13</sup>C NMR (126 MHz, CDCl<sub>3</sub>)  $\delta$  9.2, 9.5, 20.1, 20.6, 27.9, 28.0, 28.2, 29.7, 40.8, 42.0, 53.9, 71.0, 73.3, 82.9, 83.0, 90.2, 90.6, 117.9, 118.1, 118.6, 118.7, 124.9, 125.0, 128.1, 128.2, 128.6, 128.7, 128.9, 133.5, 133.6, 136.2, 136.3, 137.7, 138.0, 150.1, 150.9, 159.9, 161.3, 168.2, 168.8, 197.8, 198.7. IR  $\nu_{\max}/\text{cm}^{-1}$  992, 1047, 1146, 1366, 1392, 1498, 1600, 1677, 1714, 1725, 2934, 2978. HRMS (ESI-TOF)  $m/z$ : calcd for C<sub>27</sub>H<sub>31</sub>N<sub>3</sub>NaO<sub>5</sub> [M + Na]<sup>+</sup> 500.2156. Found 500.2164. HPLC (Chiralpak AD-H, *n*-hexane/2-propanol 95 : 5,  $\lambda = 210$  nm, 0.8 mL min<sup>-1</sup>):  $t_R$  (minor) = 10.1 min,  $t_R$  (major) = 22.4 min (92% ee).

***tert*-Butyl (3*R*,5*S*)-8-methyl-9-oxo-3-(2-oxo-2-phenylethyl)-6-phenyl-1-oxa-4,7,8-triazaspiro[4.4]non-6-ene-4-carboxylate (3fa).** 44.2 mg (98% combined yield). Mixture of diastereomers, 2.3 : 1 dr. <sup>1</sup>H NMR (500 MHz, CDCl<sub>3</sub>)  $\delta$  1.20 (s, 2.7H, minor), 1.33 (s, 6.3H, major), 3.14 (dd,  $J = 17.0, 11.1$  Hz, 0.7H, major), 3.40 (s, 2.1H, major), 3.41 (s, 0.9H, minor), 3.53 (dd,  $J = 15.1, 4.4$  Hz, 0.3H, minor), 3.90 (d,  $J = 18.3$  Hz, 0.7H, major), 4.16 (d,  $J = 10.7$  Hz, 0.7H, major), 4.25–4.32 (m, 0.6H, minor), 4.73–4.80 (m, 0.6H, minor), 4.83 (t,  $J = 10.6$  Hz, 0.7H, major), 4.96 (t,  $J = 7.9$  Hz, 0.7H, major), 7.43–7.52 (m, 5.2H), 7.59 (1H), 7.75 (0.6H), 7.79 (1.4H), 7.94 (1.1H), 8.01 (0.7H). <sup>13</sup>C NMR (126 MHz, CDCl<sub>3</sub>)  $\delta$  27.7, 28.0, 28.2, 29.7, 31.7, 31.8, 41.9, 42.4, 53.5, 53.9, 70.8, 72.8, 82.9, 89.7, 90.0, 126.0, 126.1, 126.8, 127.2, 128.1, 128.2, 128.6, 128.7, 128.8, 128.9, 129.2, 129.9, 130.6, 130.7, 133.5, 133.6, 136.2, 136.3, 150.2, 151.2, 153.3, 153.7, 169.8, 170.1, 198.0, 198.5. IR  $\nu_{\max}/\text{cm}^{-1}$  681, 769, 860, 981, 1044, 1142, 1212, 1366, 1388, 1447, 1578, 1681, 1703, 1721, 2908, 2934, 2982. HRMS (ESI-TOF)  $m/z$ : calcd for C<sub>25</sub>H<sub>27</sub>N<sub>3</sub>NaO<sub>5</sub> [M + Na]<sup>+</sup> 472.1843. Found 472.1852. HPLC (Chiralpak OD, *n*-hexane/2-propanol 93 : 7,  $\lambda = 210$  nm, 0.5 mL min<sup>-1</sup>): major diastereomer:  $t_R$  (minor) = 21.7 min,  $t_R$  (major) = 25.3 min (94% ee); minor diastereomer:  $t_R$  (minor) = 15.8 min,  $t_R$  (major) = 17.5 min (>99% ee).

***tert*-Butyl (3*R*,5*S*)-8-(4-chlorophenyl)-6-methyl-9-oxo-3-(2-oxo-2-phenylethyl)-1-oxa-4,7,8-triazaspiro[4.4]non-6-ene-4-carboxylate (3ga).** 37.8 mg (78% combined yield). Mixture of diastereomers, 1.3 : 1 dr. <sup>1</sup>H NMR (500 MHz, CDCl<sub>3</sub>)  $\delta$  1.26 (s, 3.6H, minor), 1.28 (s, 5.4H, major), 2.14 (s, 1.2H, minor), 2.15 (s, 1.8H, major), 3.12 (dd,  $J = 16.5, 10.4$  Hz, 0.6H, major), 3.59 (dd,  $J = 18.1, 1.9$  Hz, 0.4H, minor), 3.83 (d,  $J = 16.5$  Hz, 0.6H, minor), 4.05 (dd,  $J = 18.1, 10.6$  Hz, 0.4H, minor), 4.13 (d,  $J = 7.6$  Hz, 0.4H, minor), 4.25 (dd,  $J = 12.0, 9.0$  Hz, 0.6H, major), 4.54 (td,  $J = 9.0, 1.7$  Hz, 0.6H, major), 4.72–4.76 (m, 1H, minor and major), 4.82–4.85 (m, 0.4H, minor), 7.35–7.38 (m, 1.8H), 7.46–7.51 (2.1H), 7.57–7.61 (m, 1H), 7.84–7.89 (m, 2H), 7.99–8.02 (m, 2.1H). <sup>13</sup>C NMR (126 MHz, CDCl<sub>3</sub>)  $\delta$  12.3, 12.8,

27.9, 40.8, 42.0, 53.8, 53.9, 71.2, 73.4, 83.1, 83.2, 89.9, 90.4, 118.9, 119.1, 1196.6, 119.7, 128.2, 128.7, 128.8, 129.0, 130.0, 130.2, 133.6, 133.7, 136.3, 136.4, 150.0, 150.7, 156.6, 157.9, 167.9, 168.5, 197.7, 198.6. IR  $\nu_{\max}/\text{cm}^{-1}$  512, 597, 765, 832, 979, 1113, 1294, 1360, 1494, 1591, 1676, 1720, 1738, 2915, 2978. HRMS (ESI-TOF)  $m/z$ : calcd for C<sub>25</sub>H<sub>26</sub>ClN<sub>3</sub>NaO<sub>5</sub> [M + Na]<sup>+</sup> 506.1453. Found 506.1462. HPLC (Chiralpak IA, *n*-hexane/2-propanol 98 : 2,  $\lambda = 254$  nm, 0.5 mL min<sup>-1</sup>): major diastereomer:  $t_R$  (minor) = 51.9 min,  $t_R$  (major) = 72.9 min (82% ee); minor diastereomer:  $t_R$  (major) = 36.0 min,  $t_R$  (minor) = 61.3 min (96% ee).

***tert*-Butyl (3*R*,5*S*)-6-methyl-9-oxo-3-(2-oxo-2-phenylethyl)-8-(*p*-tolyl)-1-oxa-4,7,8-triazaspiro[4.4]non-6-ene-4-carboxylate (3ha).** 40.7 mg (88% combined yield). Mixture of diastereomers, 1.5 : 1 dr. <sup>1</sup>H NMR (500 MHz, CDCl<sub>3</sub>)  $\delta$  1.28 (s, 3.6H, minor), 1.30 (s, 5.4H, major), 2.14 (s, 1.2H, minor), 2.15 (s, 1.8H, major), 2.35 (s, 1.2H, minor), 2.36 (s, 1.8H, major), 3.12 (dd,  $J = 16.7, 10.4$  Hz, 0.6H, major), 3.63 (dd,  $J = 18.2, 10.5$  Hz, 0.4H, minor), 3.83 (dd,  $J = 17.0, 2.1$  Hz, 0.6H, major), 4.05 (dd,  $J = 17.3, 3.0$  Hz, 0.4H, minor), 4.12 (dd,  $J = 14.2, 6.9$  Hz, 0.4H, minor), 4.25 (dd,  $J = 9.0, 3.1$  Hz, 0.6H, major), 4.52–4.55 (m, 0.6H, major), 4.71–4.77 (m, 1H, minor and major), 4.82–4.84 (m, 0.4H, minor), 7.18–7.21 (m, 2H), 7.45–7.51 (2.2H), 7.56–7.62 (m, 1H), 7.72–7.78 (m, 1.9H), 7.99–8.05 (m, 1.9H). <sup>13</sup>C NMR (126 MHz, CDCl<sub>3</sub>)  $\delta$  12.3, 12.8, 20.9, 27.8, 28.2, 40.8, 42.0, 53.8, 71.0, 73.3, 83.0, 83.1, 90.5, 118.0, 118.2, 128.2, 128.6, 128.8, 129.4, 133.5, 133.6, 134.6, 134.8, 135.4, 136.2, 136.3, 150.2, 150.9, 156.1, 157.4, 167.7, 168.3, 197.8, 198.7. IR  $\nu_{\max}/\text{cm}^{-1}$  508, 690, 814, 979, 1143, 1294, 1365, 1512, 1685, 1716, 2925, 2978. HRMS (ESI-TOF)  $m/z$ : calcd for C<sub>26</sub>H<sub>29</sub>N<sub>3</sub>NaO<sub>5</sub> [M + Na]<sup>+</sup> 486.1999. Found 486.1990. HPLC (Lux Cellulose 1, *n*-hexane/2-propanol 70 : 30,  $\lambda = 254$  nm, 0.2 mL min<sup>-1</sup>): major diastereomer:  $t_R$  (major) = 24.5 min,  $t_R$  (minor) = 29.3 min (76% ee); minor diastereomer:  $t_R$  (major) = 22.2 min,  $t_R$  (minor) = 26.2 min (98% ee).

### Transformation of spirocyclic product 3ac

To a solution of spirocycle **3ac** (dr 2.7 : 1) (50 mg, 0.084 mmol), phenylboronic acid (15.5 mg, 0.127 mmol) and K<sub>3</sub>PO<sub>4</sub> (35.7 mg, 0.168 mmol) in THF/H<sub>2</sub>O 5 : 1 (1.5 mL) under a N<sub>2</sub> atmosphere, PdCl<sub>2</sub>(PPh<sub>3</sub>)<sub>2</sub> (0.008 mmol) was added. After refluxing for 8 h, the solvent was removed under reduced pressure. The crude mixture was purified by column chromatography (hexane/ethyl acetate 10 : 1) affording **4** as a pale yellow oil (41.8 mg, 85% yield).

***tert*-Butyl (3*R*,5*S*)-3-(2-([1,1'-biphenyl]-4-yl)-2-oxoethyl)-9-oxo-6,8-diphenyl-1-oxa-4,7,8-triazaspiro[4.4]non-6-ene-4-carboxylate (4).** Mixture of diastereomers, 2.7 : 1 dr. Major diastereomer (3*R*,5*S*). Pale yellow oil.  $[\alpha]_D^{25} = -66.0$  ( $c = 0.1$ , CHCl<sub>3</sub>, 98% ee). <sup>1</sup>H NMR (500 MHz, CDCl<sub>3</sub>)  $\delta$  1.25 (s, 9H), 3.19 (dd,  $J = 16.8, 11.0$  Hz, 1H), 3.95 (d,  $J = 18.9$  Hz, 1H), 4.24 (dd,  $J = 9.1$  Hz, 1H), 4.92 (t,  $J = 8.4$  Hz, 1H), 5.04 (t,  $J = 7.4$  Hz, 1H), 7.23 (t,  $J = 8.5$  Hz, 1H), 7.42–7.50 (m, 5H), 7.51–7.58 (m, 3H), 7.63 (d,  $J = 6.1$  Hz, 2H), 7.70 (d,  $J = 9.2$  Hz, 2H), 7.90 (d,  $J = 8.2$  Hz, 2H), 7.98 (d,  $J = 8.1$  Hz, 2H), 8.02 (d,  $J = 8.0$  Hz, 2H). <sup>13</sup>C NMR (126 MHz,





CDCl<sub>3</sub>)  $\delta$  27.9, 29.5, 42.6, 54.1, 71.2, 83.3, 91.1, 115.3, 118.2, 125.3, 127.2, 127.3, 127.4, 128.3, 128.7, 128.9, 129.0, 129.6, 129.8, 130.9, 134.9, 137.8, 139.7, 146.3, 151.3, 154.1, 168.8, 197.6. IR  $\nu_{\max}/\text{cm}^{-1}$  989, 1073, 1139, 1216, 1300, 1362, 1391, 1450, 1494, 1674, 1714, 2857, 2919, 2960. HRMS (ESI-TOF)  $m/z$ : calcd for C<sub>36</sub>H<sub>33</sub>N<sub>3</sub>NaO<sub>5</sub> [M + Na]<sup>+</sup> 610.2312. Found 610.2318. HPLC (Lux i-Cellulose 5, *n*-hexane/2-propanol 90:10,  $\lambda$  = 210 nm, 0.8 mL min<sup>-1</sup>):  $t_R$  (minor) = 57.0 min,  $t_R$  (major) = 63.2 min (98% ee).

### General procedure for the enantioselective addition of allyl alcohol to *N*-Boc pyrazolinone ketimines **1a** and **1g**

In a Wheaton vial equipped with a magnetic stirring bar, catalyst **C6** (0.1 equiv.) and *N*-Boc ketimine (0.17 mmol) were weighed. Then toluene (2.5 mL) was added before the mixture was stirred at rt. Several minutes later, allylic alcohol (0.25 mmol, 1.5 equiv.) was introduced into the flask and the resulting mixture was stirred until the reaction was completed (monitored by TLC). The solvent was removed under reduced pressure and the residue was purified by column chromatography (hexane/ethyl acetate 10:1) to give the desired compound.

**tert-Butyl (S)-(4-(allyloxy)-5-oxo-1,3-diphenyl-4,5-dihydro-1H-pyrazol-4-yl)carbamate (5)**. Pale yellow oil (53.2 mg, 74% yield). [ $\alpha$ ]<sub>D</sub><sup>25</sup> = -19.8 ( $c$  = 1.1, CHCl<sub>3</sub>, 74:26 er). <sup>1</sup>H NMR (500 MHz, CDCl<sub>3</sub>)  $\delta$  1.24 (s, 9H), 4.05–4.15 (m, 2H), 5.15 (dd,  $J$  = 10.4, 1.3 Hz, 1H), 5.24 (dd,  $J$  = 17.2, 1.5 Hz, 1H), 5.77 (br, 1H), 5.78–5.87 (m, 1H), 7.24 (tt,  $J$  = 7.4, 1.1 Hz, 1H), 7.42–7.47 (m, 5H), 8.03–8.06 (m, 4H). <sup>13</sup>C NMR (126 MHz, CDCl<sub>3</sub>)  $\delta$  27.9, 66.0, 86.3, 125.4, 126.6, 128.8, 129.0, 131.0, 132.4, 137.8, 152.3, 153.5, 167.7. IR  $\nu_{\max}/\text{cm}^{-1}$  1154, 1260, 1366, 2395, 1464, 1597, 1703, 1729, 2857, 2923, 2971, 3300. HRMS (ESI-TOF)  $m/z$ : calcd for C<sub>23</sub>H<sub>25</sub>N<sub>3</sub>NaO<sub>4</sub> [M + Na]<sup>+</sup> 430.1737. Found 430.1727. HPLC (Chiralpak AD-H, *n*-hexane/2-propanol 90:10,  $\lambda$  = 254 nm, 1 mL min<sup>-1</sup>):  $t_R$  (major) = 10.1 min,  $t_R$  (minor) = 62.2 min (48% ee).

**tert-Butyl (4-(allyloxy)-1-(4-chlorophenyl)-3-methyl-5-oxo-4,5-dihydro-1H-pyrazol-4-yl)carbamate (6)**. Pale yellow oil (58.8 mg, 91% yield). [ $\alpha$ ]<sub>D</sub><sup>25</sup> = -0.2 ( $c$  = 0.6, CHCl<sub>3</sub>, 58:42 er). <sup>1</sup>H NMR (500 MHz, CDCl<sub>3</sub>)  $\delta$  1.35 (s, 9H), 2.16 (s, 3H), 4.05–4.16 (m, 2H), 5.18 (dd,  $J$  = 10.4, 0.8 Hz, 1H), 5.26 (dd,  $J$  = 16.8, 1.5 Hz, 1H), 5.35 (br, 1H), 5.80–5.88 (m, 1H), 7.35 (d,  $J$  = 8.7 Hz, 1H), 7.88 (d,  $J$  = 8.7 Hz, 1H). <sup>13</sup>C NMR (126 MHz, CDCl<sub>3</sub>)  $\delta$  12.9, 28.0, 65.3, 85.3, 118.2, 119.5, 128.9, 130.3, 132.7, 136.2, 152.4, 157.5, 167.1. IR  $\nu_{\max}/\text{cm}^{-1}$  1150, 1234, 1359, 1494, 1593, 1703, 1729, 2985, 3128, 3231. HRMS (ESI-TOF)  $m/z$ : calcd for C<sub>18</sub>H<sub>22</sub>ClN<sub>3</sub>NaO<sub>4</sub> [M + Na]<sup>+</sup> 402.1191. Found 402.1196. HPLC (Chiralpak AD-H, *n*-hexane/2-propanol 95:5,  $\lambda$  = 254 nm, 1 mL min<sup>-1</sup>):  $t_R$  (minor) = 8.4 min,  $t_R$  (major) = 25.3 min (16% ee).

### Conflicts of interest

There are no conflicts to declare.

### Acknowledgements

A. M., L. M. and J. M. A. are thankful for the research facilities at the Laboratory of Instrumental Techniques (LTI), Universidad de Valladolid. M. G. O. thanks Junta de Castilla y León for a predoctoral fellowship (EDU/556/2019). The assistance provided by Guillermo Marcos-Ayuso with the X-ray diffraction determination is also acknowledged.

### References

- (a) J. Zaiter, A. Hibot, A. Hafid, M. Khouili, C. M. B. Neves, M. M. Q. Simoes, M. G. P. M. S. Neves, M. A. F. Faustino, T. Dagci, L. Saso and G. Armagan, *Eur. J. Med. Chem.*, 2021, **213**, 113140; (b) Y. Zhang, C. Wang, W. Huang, P. Haruehanroengra, C. Peng, J. Sheng, B. Han and G. He, *Org. Chem. Front.*, 2018, **5**, 2229; (c) S. Wu, Y. Li, G. Xu, S. Chen, Y. Zhang, N. Liu, G. Dong, C. Miao, H. Su, W. Zhang and C. Sheng, *Eur. J. Med. Chem.*, 2016, **115**, 141; (d) Y. Zhang, S. Wu, S. Wang, K. Fang, G. Dong, N. Liu, Z. Miao, J. Yao, J. Li, W. Zhang, C. Sheng and W. Wang, *Eur. J. Org. Chem.*, 2015, 2030; (e) M. S. Chande, P. A. Barve and V. Suryanarayan, *J. Heterocycl. Chem.*, 2007, **44**, 49.
- For reviews, see: (a) X. Bao, X. Wang, J.-M. Tian, X. Ye, B. Wang and H. Wang, *Org. Biomol. Chem.*, 2022, **20**, 2370; (b) L. Carceller-Ferrer, G. Blay, J. R. Pedro and C. Vila, *Synthesis*, 2021, **53**, 215; (c) X. Xie, L. Xiang, C. Peng and B. Han, *Chem. Rec.*, 2019, **19**, 2209; (d) P. Chauhan, S. Mahajan and D. Enders, *Chem. Commun.*, 2015, **51**, 12890.
- M. F. Aly, G. M. El-Nagger, T. I. El-Emary, R. Grigg, S. A. M. Metwally and S. Sivagnanam, *Tetrahedron*, 1994, **50**, 895.
- (a) W. Wang, S. Wei, X. Bao, S. Nawaz, J. Qu and B. Wang, *Org. Biomol. Chem.*, 2021, **19**, 1145; (b) W. Wang, X. Bao, S. Wei, S. Nawaz, J. Qu and B. Wang, *Chem. Commun.*, 2021, 57, 363.
- C.-K. Tang, Z.-Y. Zhou, A.-B. Xia, L. Bai, J. Liu, D.-Q. Xu and Z.-Y. Xu, *Org. Lett.*, 2018, **20**, 5840.
- H. Lu, H.-X. Zhang, C.-Y. Tan, J.-Y. Liu, H. Wei and P.-F. Xu, *J. Org. Chem.*, 2019, **84**, 10292.
- (a) M.-M. Chu, S.-S. Qi, Y.-F. Wang, B. Wang, Z.-H. Jiang, D.-Q. Xu and Z.-Y. Xu, *Org. Chem. Front.*, 2019, **6**, 1977; (b) J. Zhou, W.-J. Huang and G.-F. Jiang, *Org. Lett.*, 2018, **20**, 1158.
- P. K. Warghude, A. S. Sabale and R. G. Bhat, *Org. Biomol. Chem.*, 2020, **18**, 1794.
- M. Gil-Ordoñez, A. Maestro, P. Ortega, P. G. Jambrina and J. M. Andrés, *Org. Chem. Front.*, 2022, **9**, 420.
- For reviews, see: (a) J. F. Branco-Junior, D. R. C. Teixeira, M. C. Pereira, I. R. Pitta and M. R. Galdino-Pitta, *Curr. Bioact. Compd.*, 2017, **13**, 292; (b) P. Siengalewicz, U. Rinner and J. Mulzer, *Chem. Soc. Rev.*, 2008, **37**, 2676; (c) J. D. Scott and R. M. Williams, *Chem. Rev.*, 2002, **102**, 1669.





- 11 Y. Fukata, K. Asano and S. Matsubara, *Chem. Lett.*, 2013, **42**, 355.
- 12 A. Kondoh, S. Akahira, M. Oishi and M. Terada, *Angew. Chem., Int. Ed.*, 2018, **57**, 6299.
- 13 S. Mukhopadhyaya and S. C. Pan, *Adv. Synth. Catal.*, 2019, **361**, 1028.
- 14 C. Parida, B. Mondal, A. Ghosh and S. C. Pan, *J. Org. Chem.*, 2021, **86**, 13082.
- 15 For the synthesis of trispirocyclic *N,O*-ketal tethered pyrazolinones, see: W. Guo, L. Li, Q. Ding, X. Lin, X. Liu, K. Wang, Y. Liu, H. Fan and C. Li, *ACS Catal.*, 2018, **8**, 10180.
- 16 Pioneering works: (a) P. Chauhan, S. Mahajan, U. Kaya, A. Peuronen, K. Rissanen and D. Enders, *J. Org. Chem.*, 2017, **82**, 7050; (b) U. Kaya, P. Chauhan, S. Mahajan, K. Deckers, A. Valkonen, K. Rissanen and D. Enders, *Angew. Chem., Int. Ed.*, 2017, **56**, 15358; (c) S. Mahajan, P. Chauhan, U. Kaya, K. Deckers, K. Rissanen and D. Enders, *Chem. Commun.*, 2017, **53**, 6633.
- 17 Some cases of solvent-induced reversal of enantioselectivity in organocatalysed transformations have been previously reported: (a) J. Flores-Ferrándiz, B. Fiser, E. Gómez-Bengoa and R. Chinchilla, *Eur. J. Org. Chem.*, 2015, 1218; (b) C.-H. Chang, N. Sathishkumar, Y.-T. Liao, H.-T. Chen and J.-L. Han, *Adv. Synth. Catal.*, 2020, **362**, 903.
- 18 <sup>1</sup>H-NMR based kinetic experiments performed on a 0.03 mmol scale with *N*-Boc ketimine **1a** and  $\gamma$ -hydroxyenone **2a** in toluene-d<sub>8</sub> indicate that a good conversion is achieved after a 12 h reaction time (see the ESI† for details).
- 19 CCDC 2223146 contains the crystallographic data for compound **3ab**.†
- 20 (a) F. Medici, S. Resta, P. Presenti, L. Caruso, A. Puglisi, L. Raimondi, S. Rossi and M. Benaglia, *Eur. J. Org. Chem.*, 2021, 4521; (b) B. W. Greatrex, M. C. Kimber, D. K. Taylor and E. R. T. Tiekink, *J. Org. Chem.*, 2003, **68**, 4239.
- 21 P. Rodríguez-Ferrer, M. Sanz-Novo, A. Maestro, J. M. Andrés and R. Pedrosa, *Adv. Synth. Catal.*, 2019, **361**, 3645.
- 22 (a) M. Gil-Ordóñez, C. Aubry, C. Niño, A. Maestro and J. M. Andrés, *Molecules*, 2022, **27**, 6983; (b) S. Del Pozo, S. Vera, M. Oiarbide and C. Palomo, *J. Am. Chem. Soc.*, 2017, **139**, 15308; (c) L.-P. Kong, N.-K. Li, S.-Y. Zhang, X. Chen, M. Zhao, Y.-F. Zhang and X.-W. Wang, *Org. Biomol. Chem.*, 2014, **12**, 8656; (d) L.-L. Wu, Y. Zheng, Y.-M. Wang and Z.-H. Zhou, *RSC Adv.*, 2016, **6**, 11602.
- 23 S. M. Opalka, J. L. Steinbacher, B. A. Lambiris and D. T. McQuade, *J. Org. Chem.*, 2011, **76**, 6503.

